



UNIVERSIDAD AUTÓNOMA
DE AGUASCALIENTES

DESEMPEÑO ACADÉMICO POR COHORTE GENERACIONAL (COHORTES VIGENTES)

AGOSTO – DICIEMBRE 2021

DIRECCIÓN GENERAL DE PLANEACIÓN Y
DESARROLLO

DEPARTAMENTO DE ESTADÍSTICA INSTITUCIONAL
2021

INTRODUCCIÓN

En este estudio, se presenta el desempeño académico de las cohortes generacionales que de acuerdo al año o semestre de ingreso y al total de semestres que marca el plan de estudios, están vigentes. Durante el año se publican dos reportes, uno correspondiente al semestre Ene.-Jun. y el segundo al semestre Ago.-Dic.

Glosario:

- **Inscritos de Nuevo Ingreso:** Número de estudiantes de nuevo ingreso (conforman la cohorte generacional de acuerdo al año y semestre de ingreso y al total de semestres que marca el plan de estudios).
- **Inscritos de la Cohorte:** Número de estudiantes inscritos en el semestre que, de acuerdo al año y semestre de ingreso, establece el plan de estudios.
- **Inscritos Rezagados:** Número de estudiantes inscritos en un semestre no correspondiente al año y semestre de ingreso, establecido en el plan de estudios.
- **Estudiantes que abandonan sus estudios:** Número de estudiantes que abandonan sus estudios de forma temporal o definitiva.
- **Abandono Temprano:** Número de estudiantes que de acuerdo a su plan de estudios no se inscriben al tercer semestre:
 - Estudiantes que abandonan sus estudios (de manera temporal o definitiva)
 - Estudiantes Inscritos Rezagados.
- **Semestre Actual:** Número del semestre de la cohorte generacional que, de acuerdo al año y semestre de ingreso, ésta debe de estar inscrita.

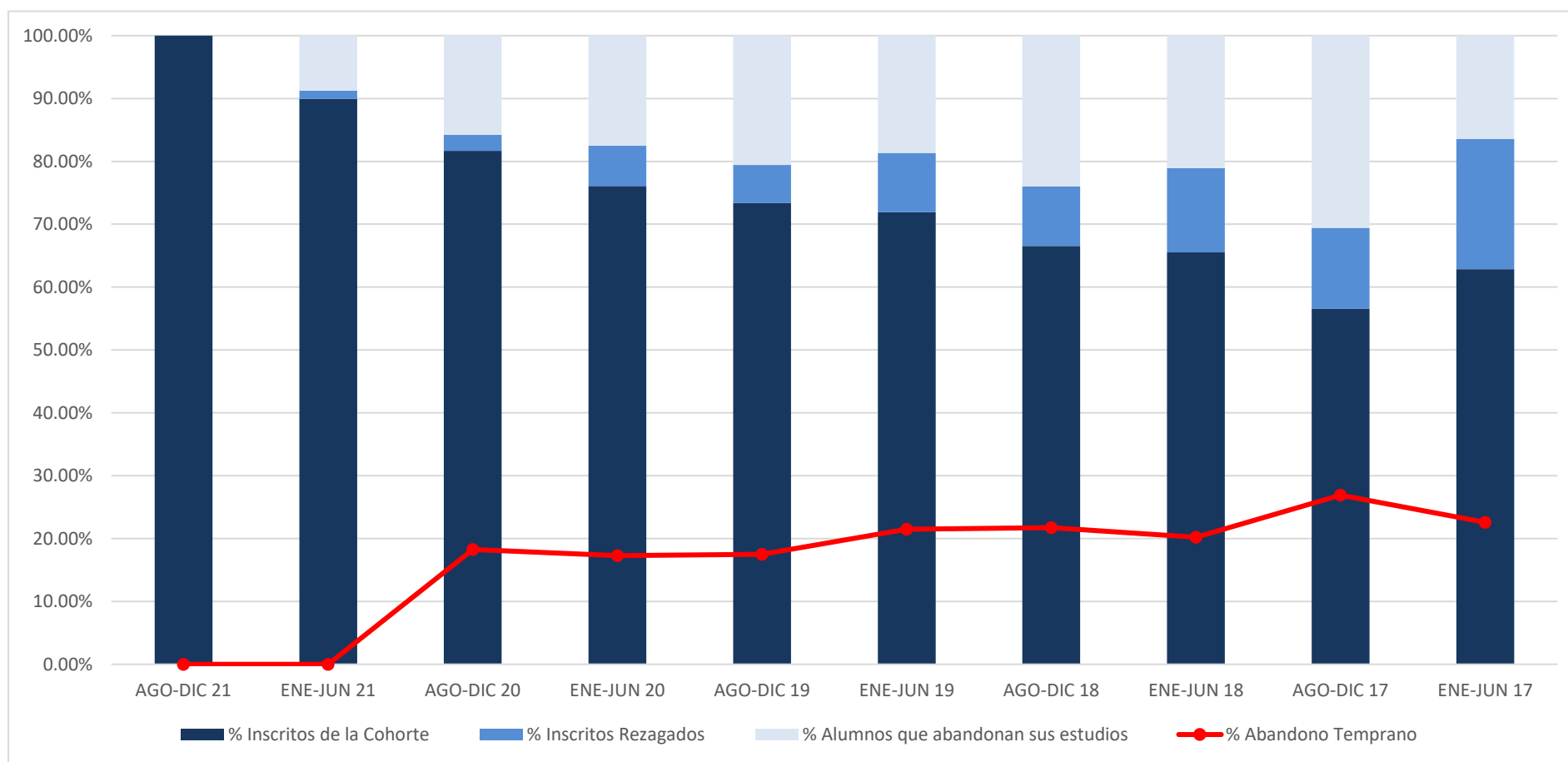
Como parte del reporte, se presenta la información utilizando una gráfica apilada, la cual permite observar por cohorte generacional, cómo el total de estudiantes Inscritos de Nuevo Ingreso (100 %) se van distribuyendo dependiendo de su situación académica: Inscritos de la Cohorte, Inscritos Rezagados y Estudiantes que abandonan sus estudios.

El % de estudiantes en Abandono Temprano, se ilustra con una línea punteada con el fin de hacer más fácil la comparación entre las cohortes generacionales.

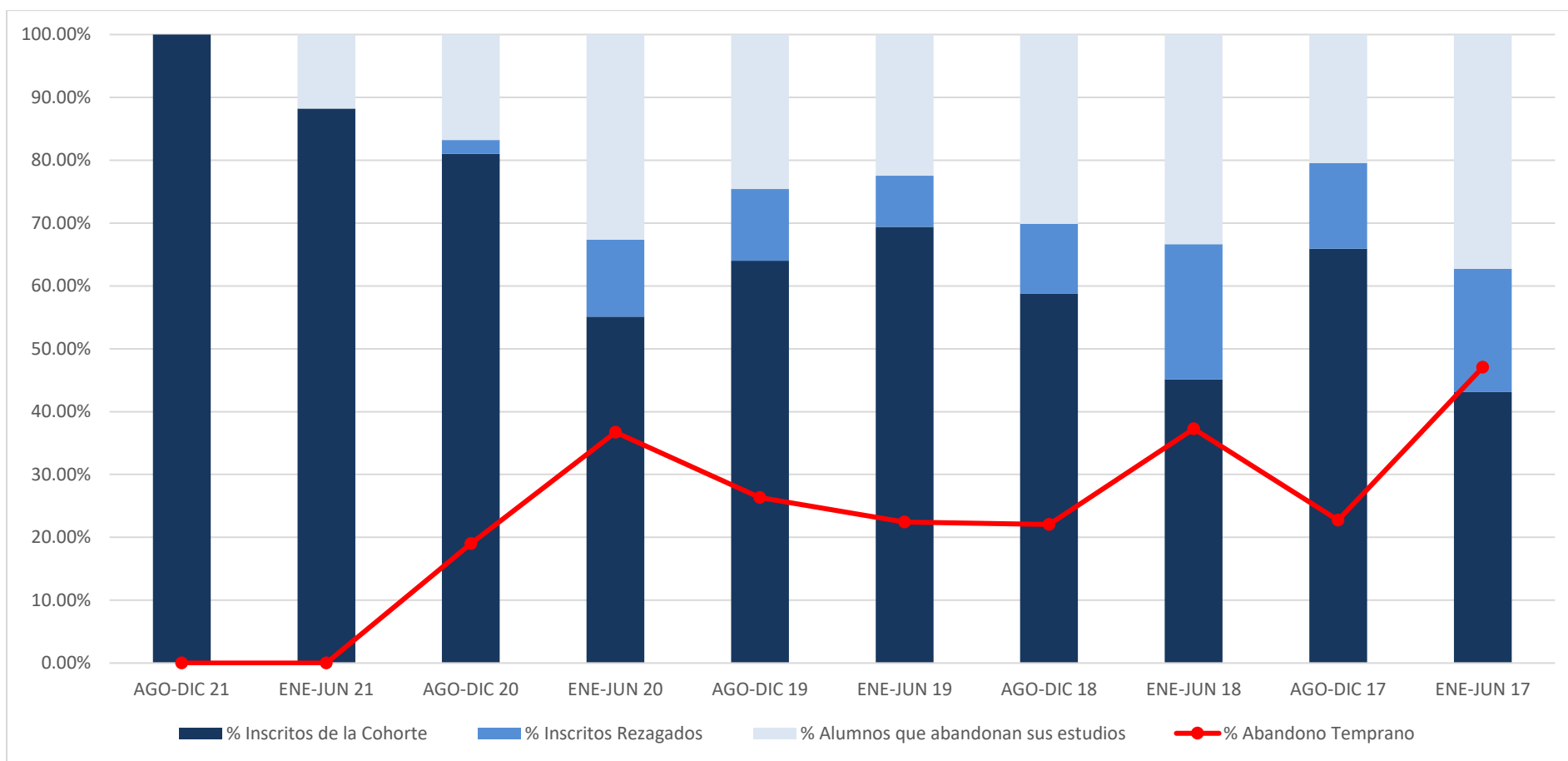
Notas:

- El programa educativo del Centro de Ciencias Sociales y Humanidades, Licenciado en Comunicación Organizacional, a partir del semestre Ago-Dic 2019 cambió de nombre a Licenciado en Comunicación Corporativa y Estratégica
- El programa educativo del Centro de las Artes y la Cultura, Licenciado en Artes Escénicas cambió de nombre a partir del semestre Ago-Dic 2020 a Licenciado en Actuación.

| INDICADOR | SEMESTRE DE INGRESO | | | | | | | | | | | | | | | | | | | |
|------------------------------------|---------------------|---------|------------|--------|------------|--------|------------|--------|------------|--------|------------|--------|------------|--------|------------|--------|------------|--------|------------|--------|
| | AGO-DIC 21 | | ENE-JUN 21 | | AGO-DIC 20 | | ENE-JUN 20 | | AGO-DIC 19 | | ENE-JUN 19 | | AGO-DIC 18 | | ENE-JUN 18 | | AGO-DIC 17 | | ENE-JUN 17 | |
| Inscritos de Nuevo Ingreso | 2937 | | 1064 | | 3136 | | 954 | | 2841 | | 884 | | 2859 | | 911 | | 2115 | | 323 | |
| Inscritos de la Cohorte | 2937 | 100.00% | 957 | 89.94% | 2561 | 81.66% | 726 | 76.10% | 2084 | 73.35% | 636 | 71.95% | 1903 | 66.56% | 597 | 65.53% | 1196 | 56.55% | 203 | 62.85% |
| Inscritos Rezagados | 0 | 0.00% | 14 | 1.32% | 80 | 2.55% | 61 | 6.39% | 173 | 6.09% | 83 | 9.39% | 270 | 9.44% | 122 | 13.39% | 272 | 12.86% | 67 | 20.74% |
| Alumnos que abandonan sus estudios | 0 | 0.00% | 93 | 8.74% | 495 | 15.78% | 167 | 17.51% | 584 | 20.56% | 165 | 18.67% | 686 | 23.99% | 192 | 21.08% | 647 | 30.59% | 53 | 16.41% |
| Abandono Temprano | No Disp. | -- | No Disp. | -- | 575 | 18.34% | 165 | 17.30% | 497 | 17.49% | 190 | 21.49% | 622 | 21.76% | 184 | 20.20% | 569 | 26.90% | 73 | 22.60% |
| Semestre Actual | 1° | | 2° | | 3° | | 4° | | 5° | | 6° | | 7° | | 8° | | 9° | | 10° | |

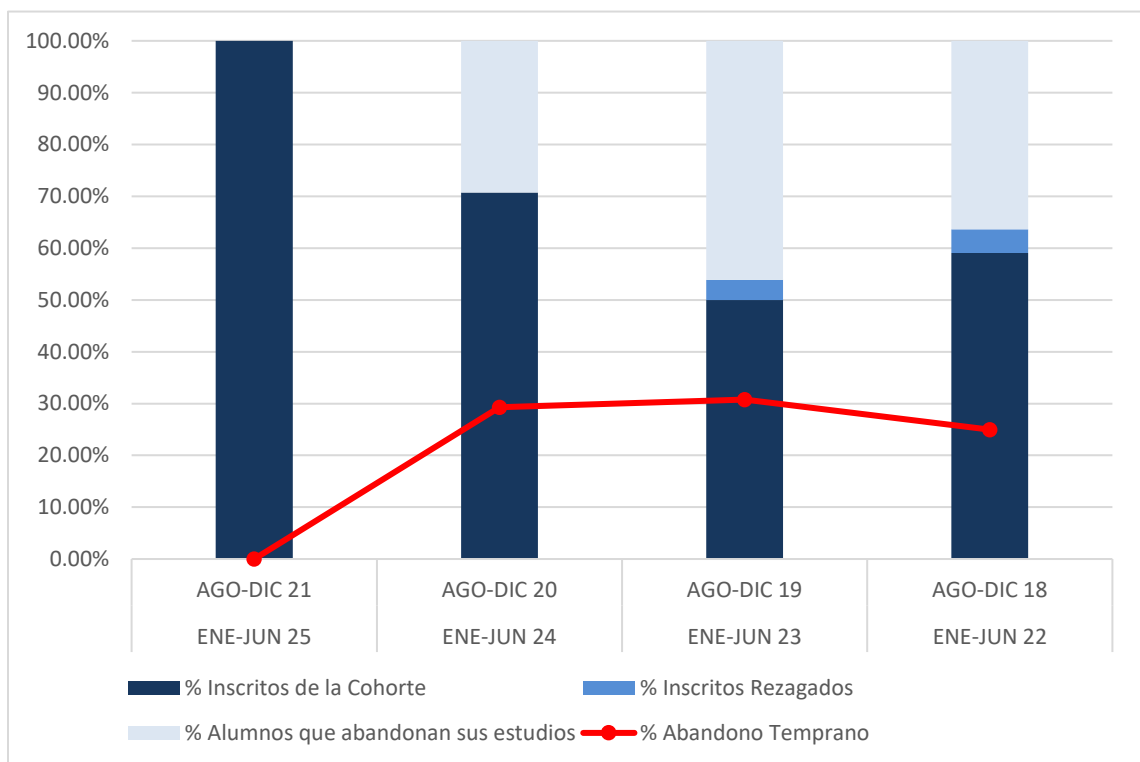


| INDICADOR | SEMESTRE DE INGRESO | | | | | | | | | | | | | | | | | | | |
|------------------------------------|---------------------|---------|------------|--------|------------|--------|------------|--------|------------|--------|------------|--------|------------|--------|------------|--------|------------|--------|------------|--------|
| | AGO-DIC 21 | | ENE-JUN 21 | | AGO-DIC 20 | | ENE-JUN 20 | | AGO-DIC 19 | | ENE-JUN 19 | | AGO-DIC 18 | | ENE-JUN 18 | | AGO-DIC 17 | | ENE-JUN 17 | |
| Inscritos de Nuevo Ingreso | 127 | | 51 | | 137 | | 49 | | 114 | | 49 | | 136 | | 51 | | 44 | | 51 | |
| Inscritos de la Cohorte | 127 | 100.00% | 45 | 88.24% | 111 | 81.02% | 27 | 55.10% | 73 | 64.04% | 34 | 69.39% | 80 | 58.82% | 23 | 45.10% | 29 | 65.91% | 22 | 43.14% |
| Inscritos Rezagados | 0 | 0.00% | 0 | 0.00% | 3 | 2.19% | 6 | 12.24% | 13 | 11.40% | 4 | 8.16% | 15 | 11.03% | 11 | 21.57% | 6 | 13.64% | 10 | 19.61% |
| Alumnos que abandonan sus estudios | 0 | 0.00% | 6 | 11.76% | 23 | 16.79% | 16 | 32.65% | 28 | 24.56% | 11 | 22.45% | 41 | 30.15% | 17 | 33.33% | 9 | 20.45% | 19 | 37.25% |
| Abandono Temprano | No Disp | -- | No Disp | -- | 26 | 18.98% | 18 | 36.73% | 30 | 26.32% | 11 | 22.45% | 30 | 22.06% | 19 | 37.25% | 10 | 22.73% | 24 | 47.06% |
| Semestre Actual | 1° | | 2° | | 3° | | 4° | | 5° | | 6° | | 7° | | 8° | | 9° | | 10° | |

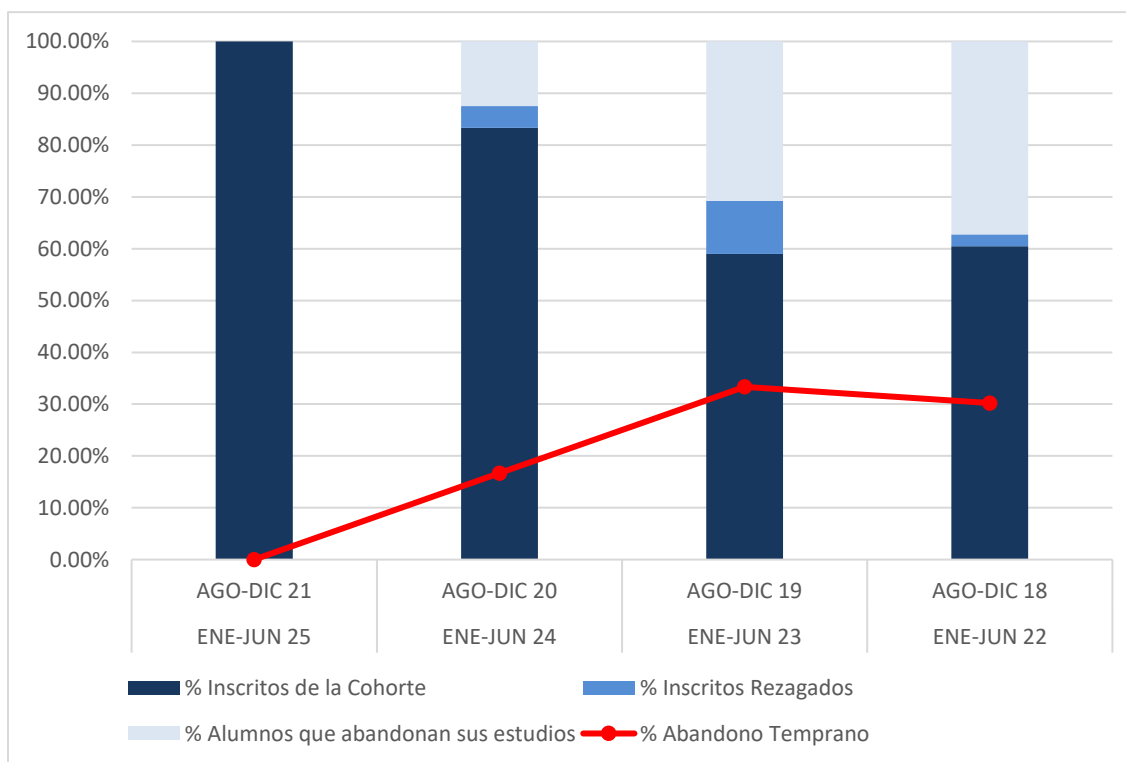


Centro de Ciencias Agropecuarias Ingeniería en Alimentos

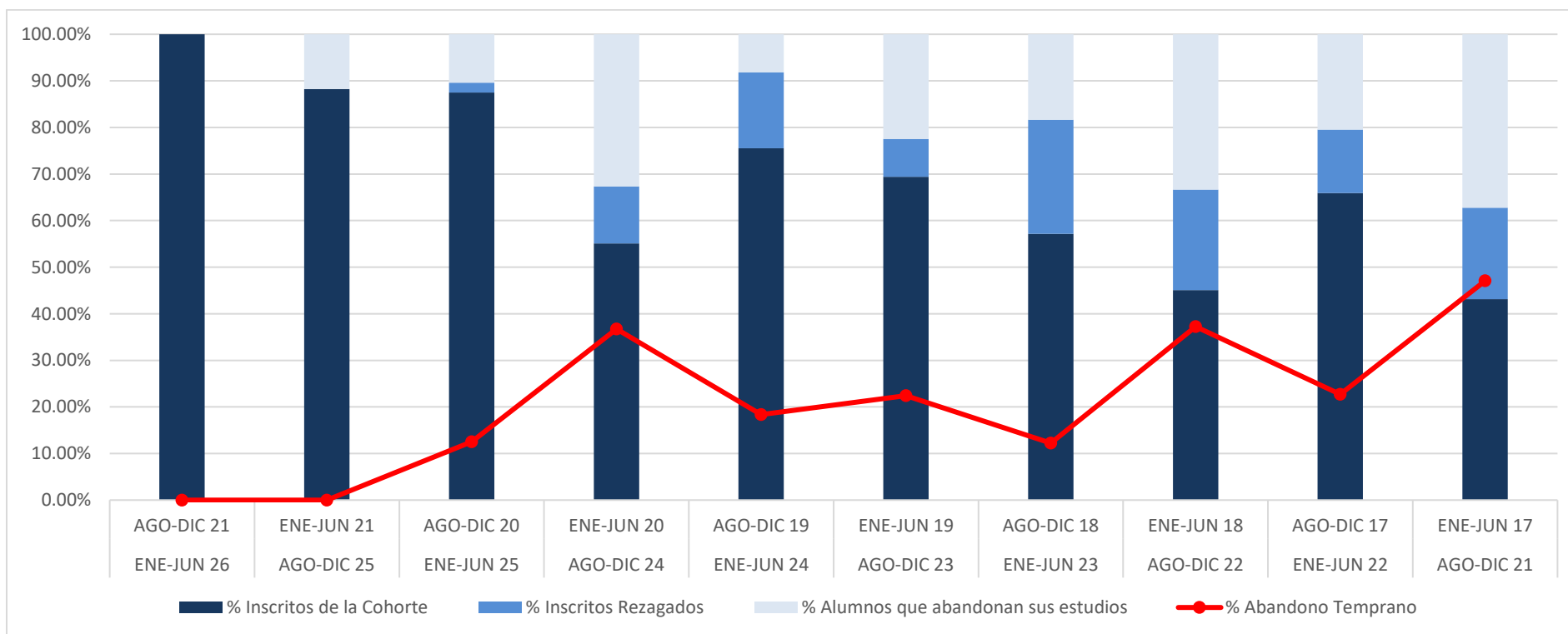
| INDICADOR | COHORTE GENERACIONAL | | | | | | | |
|------------------------------------|--------------------------|---------|--------------------------|--------|--------------------------|--------|--------------------------|--------|
| | AGO-DIC 21 ENE-JUN 25 | | AGO-DIC 20 ENE-JUN 24 | | AGO-DIC 19 ENE-JUN 23 | | AGO-DIC 18 ENE-JUN 22 | |
| Inscritos de Nuevo Ingreso | 36 | | 41 | | 26 | | 44 | |
| Inscritos de la Cohorte | 36 | 100.00% | 29 | 70.73% | 13 | 50.00% | 26 | 59.09% |
| Inscritos Rezagados | 0 | 0.00% | 0 | 0.00% | 1 | 3.85% | 2 | 4.55% |
| Alumnos que abandonan sus estudios | 0 | 0.00% | 12 | 29.27% | 12 | 46.15% | 16 | 36.36% |
| Abandono Temprano | No Disp | -- | 12 | 29.27% | 8 | 30.77% | 11 | 25.00% |
| Semestre Actual | 1° | | 3° | | 5° | | 7° | |



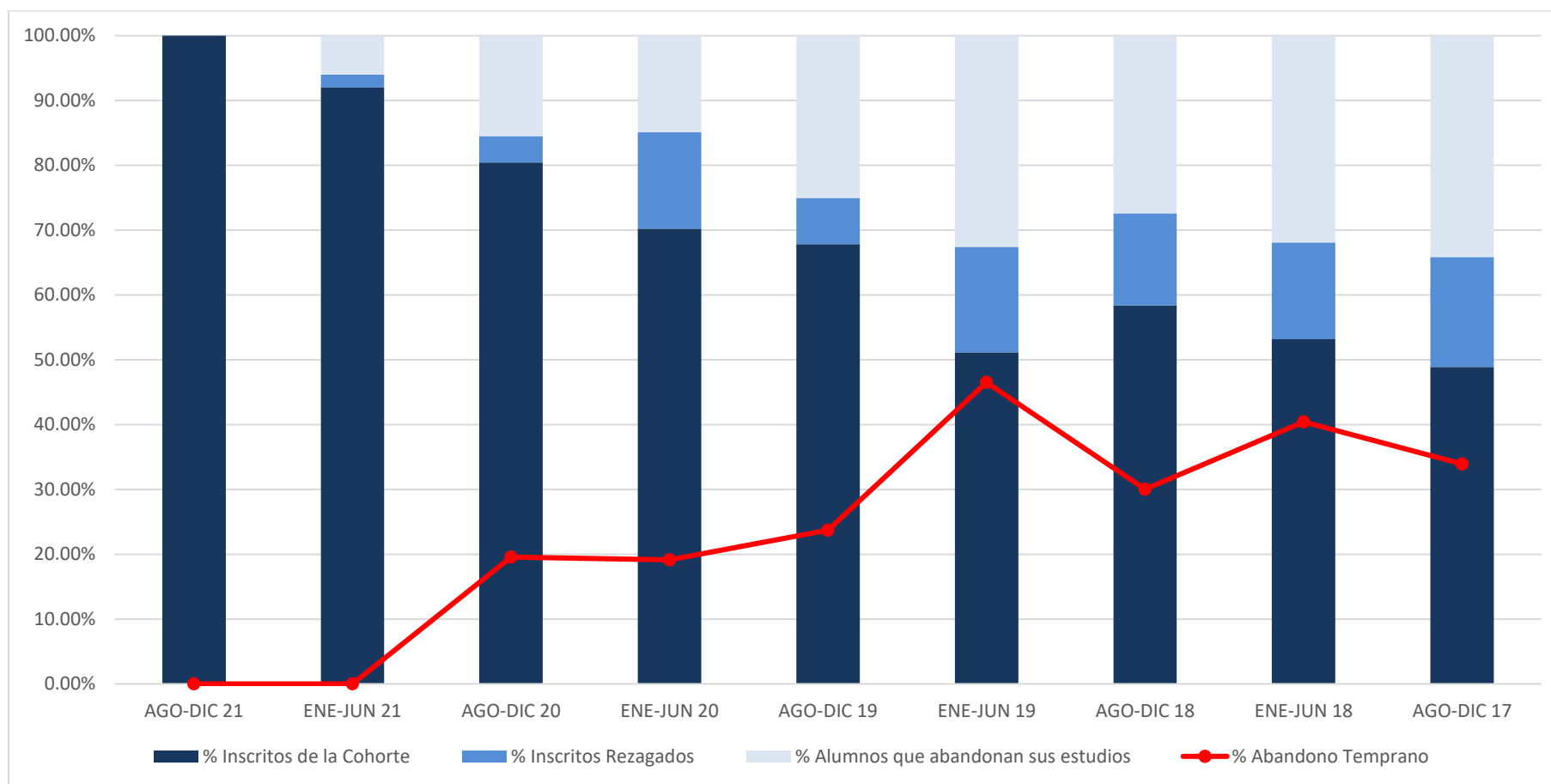
| INDICADOR | COHORTE GENERACIONAL | | | | | | | |
|------------------------------------|--------------------------|---------|--------------------------|--------|--------------------------|--------|--------------------------|--------|
| | AGO-DIC 21 ENE-JUN 25 | | AGO-DIC 20 ENE-JUN 24 | | AGO-DIC 19 ENE-JUN 23 | | AGO-DIC 18 ENE-JUN 22 | |
| Inscritos de Nuevo Ingreso | 45 | | 48 | | 39 | | 43 | |
| Inscritos de la Cohorte | 45 | 100.00% | 40 | 83.33% | 23 | 58.97% | 26 | 60.47% |
| Inscritos Rezagados | 0 | 0.00% | 2 | 4.17% | 4 | 10.26% | 1 | 2.33% |
| Alumnos que abandonan sus estudios | 0 | 0.00% | 6 | 12.50% | 12 | 30.77% | 16 | 37.21% |
| Abandono Temprano | No Disp. | - | 8 | 16.67% | 13 | 33.33% | 13 | 30.23% |
| Semestre Actual | 1° | | 3° | | 5° | | 7° | |



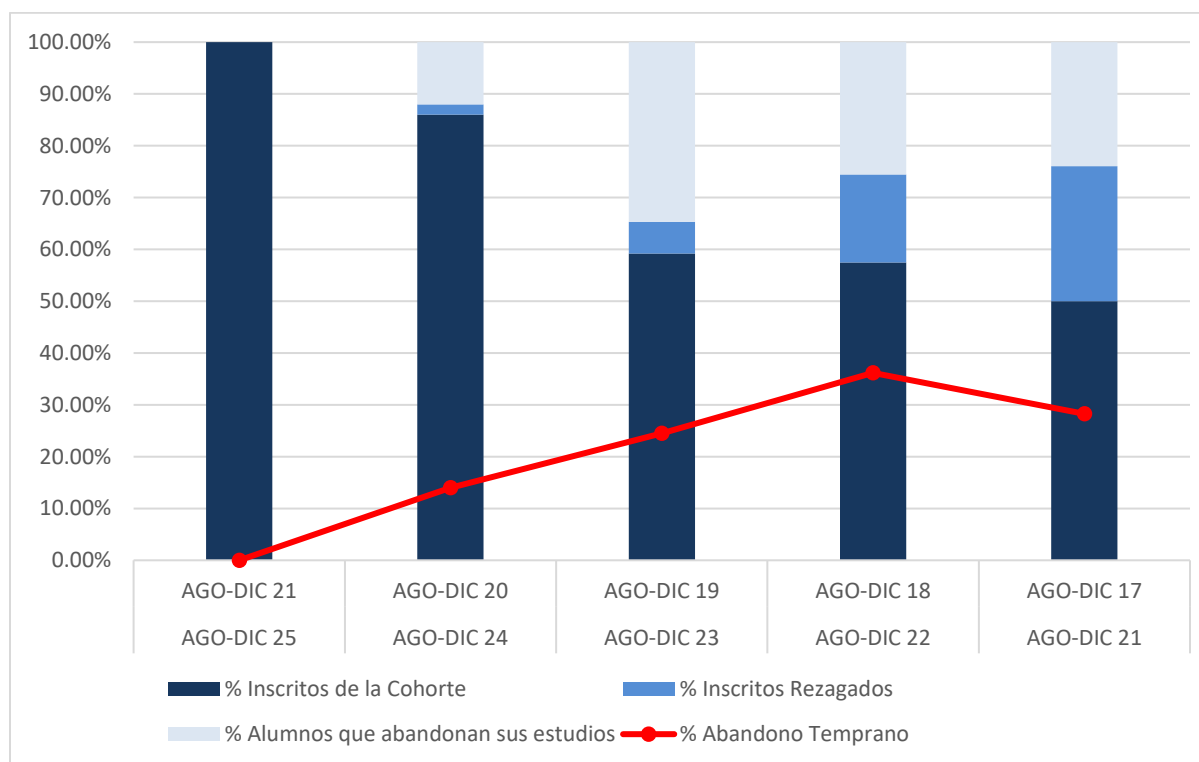
| INDICADOR | COHORTE GENERACIONAL | | | | | | | | | | | | | | | | | | | |
|------------------------------------|----------------------|------------|------------|------------|------------|------------|------------|------------|------------|------------|------------|------------|------------|------------|------------|------------|------------|------------|------------|------------|
| | AGO-DIC 21 | | ENE-JUN 21 | | AGO-DIC 20 | | ENE-JUN 20 | | AGO-DIC 19 | | ENE-JUN 19 | | AGO-DIC 18 | | ENE-JUN 18 | | AGO-DIC 17 | | ENE-JUN 17 | |
| | ENE-JUN 26 | AGO-DIC 25 | ENE-JUN 25 | AGO-DIC 24 | ENE-JUN 24 | AGO-DIC 23 | ENE-JUN 23 | AGO-DIC 22 | ENE-JUN 22 | AGO-DIC 21 | ENE-JUN 21 | AGO-DIC 20 | ENE-JUN 20 | AGO-DIC 19 | ENE-JUN 19 | AGO-DIC 18 | ENE-JUN 18 | AGO-DIC 17 | ENE-JUN 17 | AGO-DIC 16 |
| Inscritos de Nuevo Ingreso | 46 | | 51 | | 48 | | 49 | | 49 | | 49 | | 49 | | 51 | | 44 | | 51 | |
| Inscritos de la Cohorte | 46 | 100.00% | 45 | 88.24% | 42 | 87.50% | 27 | 55.10% | 37 | 75.51% | 34 | 69.39% | 28 | 57.14% | 23 | 45.10% | 29 | 65.91% | 22 | 43.14% |
| Inscritos Rezagados | 0 | 0.00% | 0 | 0.00% | 1 | 2.08% | 6 | 12.24% | 8 | 16.33% | 4 | 8.16% | 12 | 24.49% | 11 | 21.57% | 6 | 13.64% | 10 | 19.61% |
| Alumnos que abandonan sus estudios | 0 | 0.00% | 6 | 11.76% | 5 | 10.42% | 16 | 32.65% | 4 | 8.16% | 11 | 22.45% | 9 | 18.37% | 17 | 33.33% | 9 | 20.45% | 19 | 37.25% |
| Abandono Temprano | No Disp | -- | No Disp | -- | 6 | 12.50% | 18 | 36.73% | 9 | 18.37% | 11 | 22.45% | 6 | 12.24% | 19 | 37.25% | 10 | 22.73% | 24 | 47.06% |
| Semestre Actual | 1° | | 2° | | 3° | | 4° | | 5° | | 6° | | 7° | | 8° | | 9° | | 10° | |



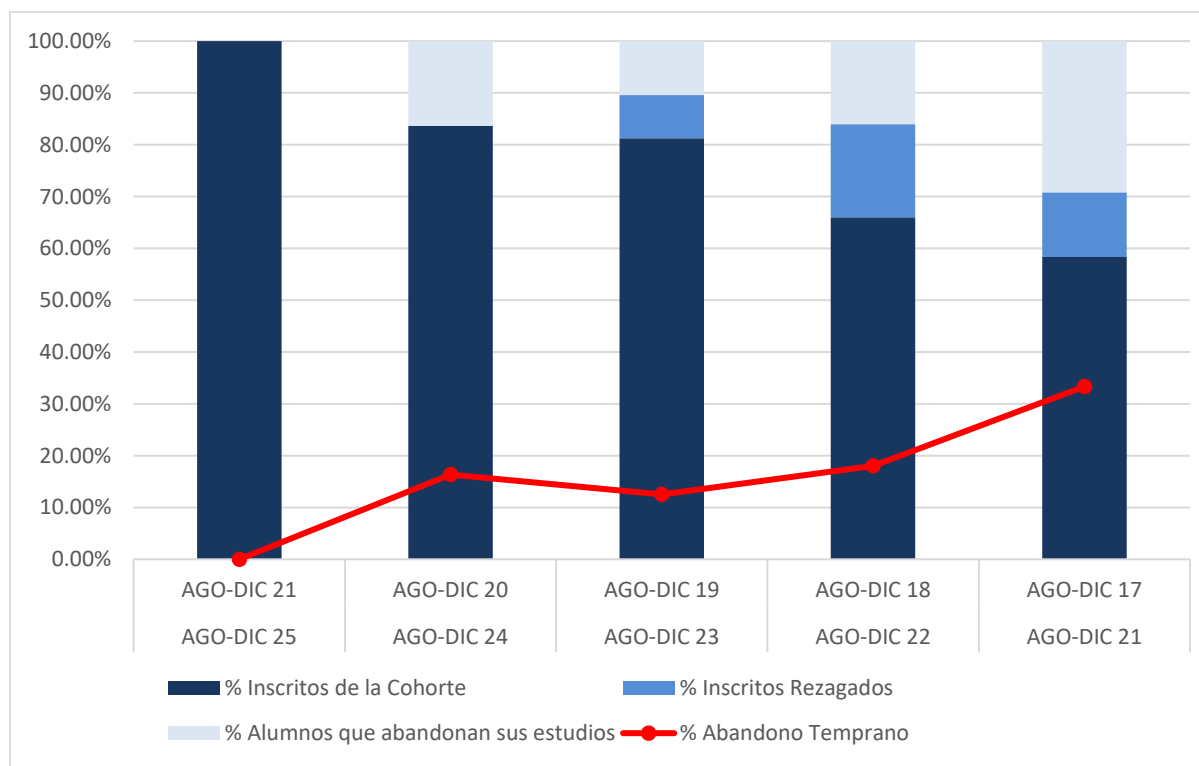
| INDICADOR | SEMESTRE DE INGRESO | | | | | | | | | | | | | | | | | |
|------------------------------------|---------------------|---------|------------|--------|------------|--------|------------|--------|------------|--------|------------|--------|------------|--------|------------|--------|------------|--------|
| | AGO-DIC 21 | | ENE-JUN 21 | | AGO-DIC 20 | | ENE-JUN 20 | | AGO-DIC 19 | | ENE-JUN 19 | | AGO-DIC 18 | | ENE-JUN 18 | | AGO-DIC 17 | |
| Inscritos de Nuevo Ingreso | 511 | | 50 | | 562 | | 47 | | 535 | | 43 | | 536 | | 47 | | 542 | |
| Inscritos de la Cohorte | 511 | 100.00% | 46 | 92.00% | 452 | 80.43% | 33 | 70.21% | 363 | 67.85% | 22 | 51.16% | 313 | 58.40% | 25 | 53.19% | 265 | 48.89% |
| Inscritos Rezagados | 0 | 0.00% | 1 | 2.00% | 23 | 4.09% | 7 | 14.89% | 38 | 7.10% | 7 | 16.28% | 76 | 14.18% | 7 | 14.89% | 92 | 16.97% |
| Alumnos que abandonan sus estudios | 0 | 0.00% | 3 | 6.00% | 87 | 15.48% | 7 | 14.89% | 134 | 25.05% | 14 | 32.56% | 147 | 27.43% | 15 | 31.91% | 185 | 34.13% |
| Abandono Temprano | No Disp. | -- | No Disp. | -- | 110 | 19.57% | 9 | 19.15% | 127 | 23.74% | 20 | 46.51% | 161 | 30.04% | 19 | 40.43% | 184 | 33.95% |
| Semestre Actual | 1° | | 2° | | 3° | | 4° | | 5° | | 6° | | 7° | | 8° | | 9° | |



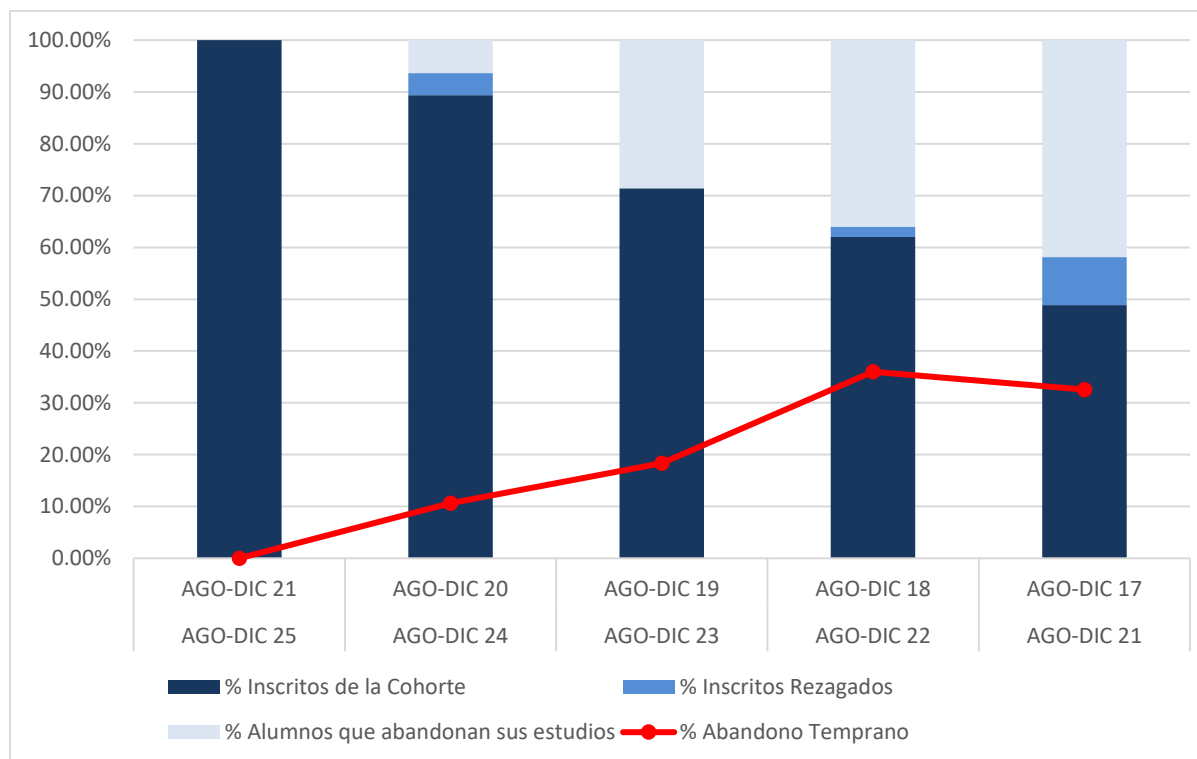
| INDICADOR | COHORTE GENERACIONAL | | | | | | | | | |
|------------------------------------|----------------------|---------|------------|--------|------------|--------|------------|--------|------------|--------|
| | AGO-DIC 21 | | AGO-DIC 20 | | AGO-DIC 19 | | AGO-DIC 18 | | AGO-DIC 17 | |
| | AGO-DIC 25 | | AGO-DIC 24 | | AGO-DIC 23 | | AGO-DIC 22 | | AGO-DIC 21 | |
| Inscritos de Nuevo Ingreso | 45 | | 50 | | 49 | | 47 | | 46 | |
| Inscritos de la Cohorte | 45 | 100.00% | 43 | 86.00% | 29 | 59.18% | 27 | 57.45% | 23 | 50.00% |
| Inscritos Rezagados | 0 | 0.00% | 1 | 2.00% | 3 | 6.12% | 8 | 17.02% | 12 | 26.09% |
| Alumnos que abandonan sus estudios | 0 | 0.00% | 6 | 12.00% | 17 | 34.69% | 12 | 25.53% | 11 | 23.91% |
| Abandono Temprano | No Disp. | -- | 7 | 14.00% | 12 | 24.49% | 17 | 36.17% | 13 | 28.26% |
| Semestre Actual | 1° | | 3° | | 5° | | 7° | | 9° | |



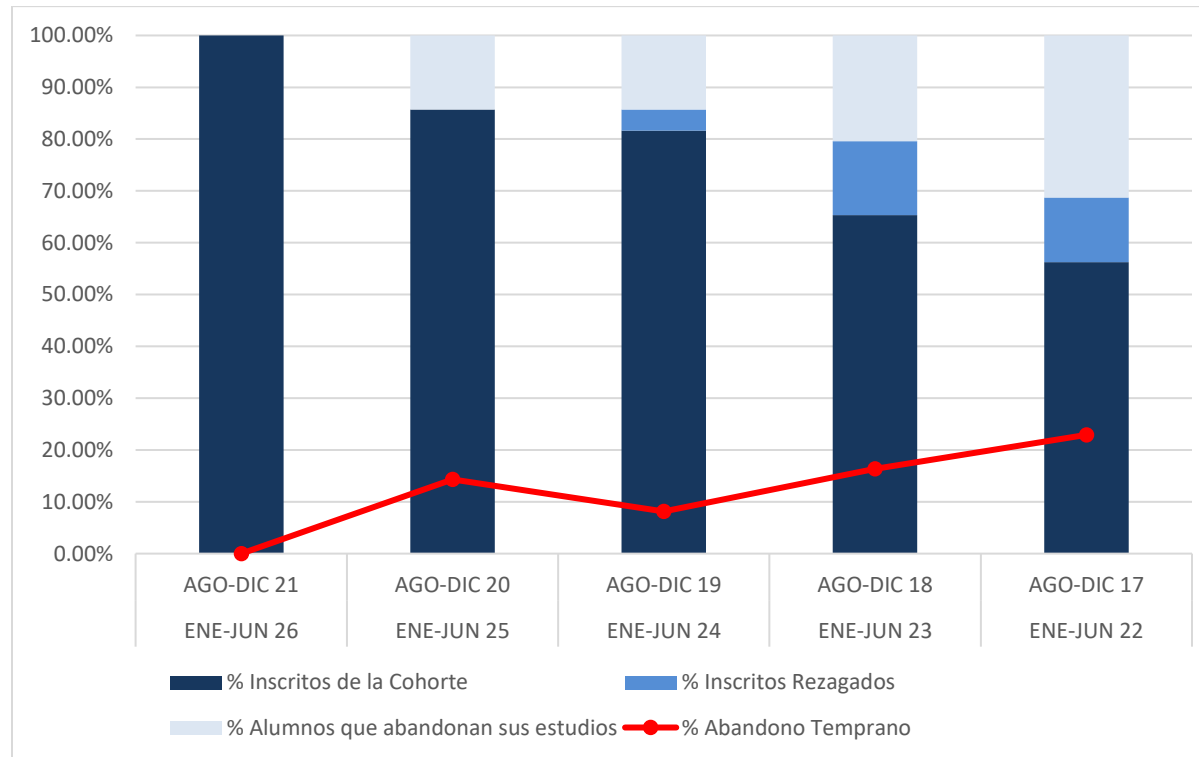
| INDICADOR | COHORTE GENERACIONAL | | | | | | | | | |
|------------------------------------|----------------------|---------|------------|--------|------------|--------|------------|--------|------------|--------|
| | AGO-DIC 21 | | AGO-DIC 20 | | AGO-DIC 19 | | AGO-DIC 18 | | AGO-DIC 17 | |
| | AGO-DIC 25 | | AGO-DIC 24 | | AGO-DIC 23 | | AGO-DIC 22 | | AGO-DIC 21 | |
| Inscritos de Nuevo Ingreso | 49 | | 49 | | 48 | | 50 | | 48 | |
| Inscritos de la Cohorte | 49 | 100.00% | 41 | 83.67% | 39 | 81.25% | 33 | 66.00% | 28 | 58.33% |
| Inscritos Rezagados | 0 | 0.00% | 0 | 0.00% | 4 | 8.33% | 9 | 18.00% | 6 | 12.50% |
| Alumnos que abandonan sus estudios | 0 | 0.00% | 8 | 16.33% | 5 | 10.42% | 8 | 16.00% | 14 | 29.17% |
| Abandono Temprano | No Disp. | -- | 8 | 16.33% | 6 | 12.50% | 9 | 18.00% | 16 | 33.33% |
| Semestre Actual | 1° | | 3° | | 5° | | 7° | | 9° | |



| INDICADOR | COHORTE GENERACIONAL | | | | | | | | | |
|------------------------------------|----------------------|---------|------------|--------|------------|--------|------------|--------|------------|--------|
| | AGO-DIC 21 | | AGO-DIC 20 | | AGO-DIC 19 | | AGO-DIC 18 | | AGO-DIC 17 | |
| | AGO-DIC 25 | | AGO-DIC 24 | | AGO-DIC 23 | | AGO-DIC 22 | | AGO-DIC 21 | |
| Inscritos de Nuevo Ingreso | 45 | | 47 | | 49 | | 50 | | 43 | |
| Inscritos de la Cohorte | 45 | 100.00% | 42 | 89.36% | 35 | 71.43% | 31 | 62.00% | 21 | 48.84% |
| Inscritos Rezagados | 0 | 0.00% | 2 | 4.26% | 0 | 0.00% | 1 | 2.00% | 4 | 9.30% |
| Alumnos que abandonan sus estudios | 0 | 0.00% | 3 | 6.38% | 14 | 28.57% | 18 | 36.00% | 18 | 41.86% |
| Abandono Temprano | No Disp. | -- | 5 | 10.64% | 9 | 18.37% | 17 | 34.00% | 14 | 32.56% |
| Semestre Actual | 1° | | 3° | | 5° | | 7° | | 9° | |

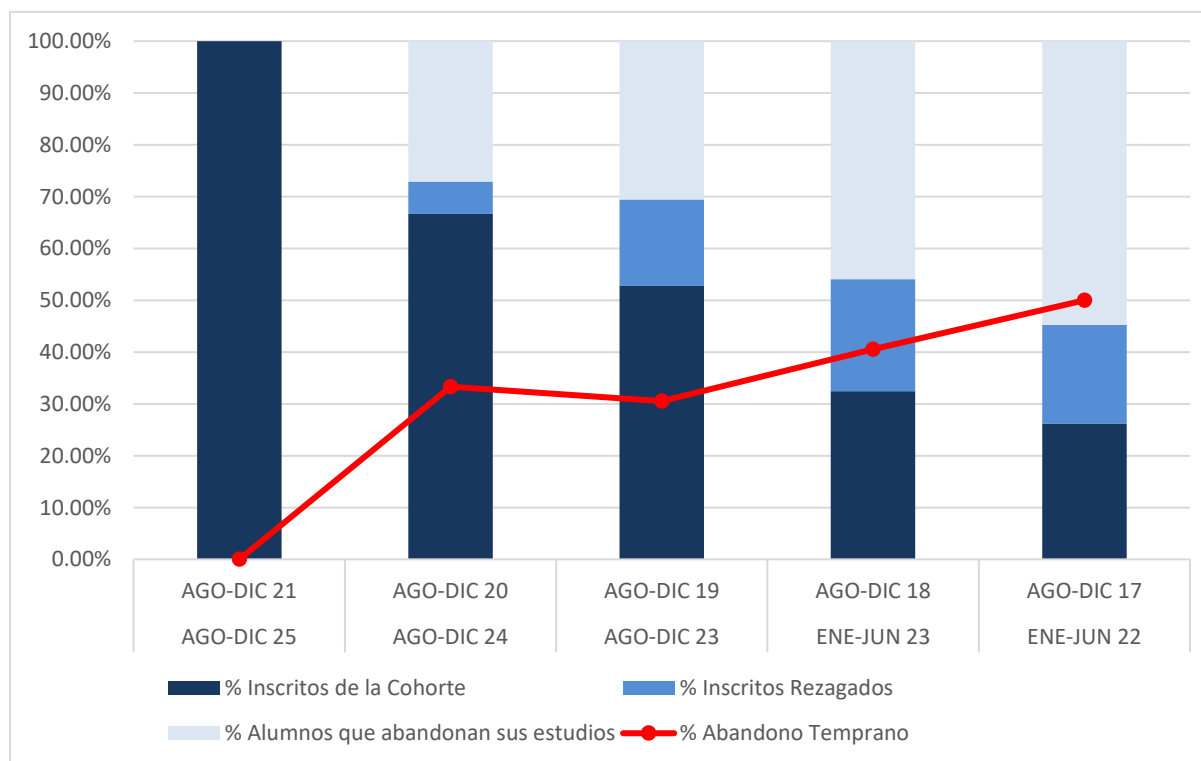


| INDICADOR | COHORTE GENERACIONAL | | | | | | | | | |
|------------------------------------|----------------------|---------|------------|--------|------------|--------|------------|--------|------------|--------|
| | AGO-DIC 21 | | AGO-DIC 20 | | AGO-DIC 19 | | AGO-DIC 18 | | AGO-DIC 17 | |
| | ENE-JUN 26 | | ENE-JUN 25 | | ENE-JUN 24 | | ENE-JUN 23 | | ENE-JUN 22 | |
| Inscritos de Nuevo Ingreso | 48 | | 49 | | 49 | | 49 | | 48 | |
| Inscritos de la Cohorte | 48 | 100.00% | 42 | 85.71% | 40 | 81.63% | 32 | 65.31% | 27 | 56.25% |
| Inscritos Rezagados | 0 | 0.00% | 0 | 0.00% | 2 | 4.08% | 7 | 14.29% | 6 | 12.50% |
| Alumnos que abandonan sus estudios | 0 | 0.00% | 7 | 14.29% | 7 | 14.29% | 10 | 20.41% | 15 | 31.25% |
| Abandono Temprano | No Disp. | -- | 7 | 14.29% | 4 | 8.16% | 8 | 16.33% | 11 | 22.92% |
| Semestre Actual | 1° | | 3° | | 5° | | 7° | | 9° | |

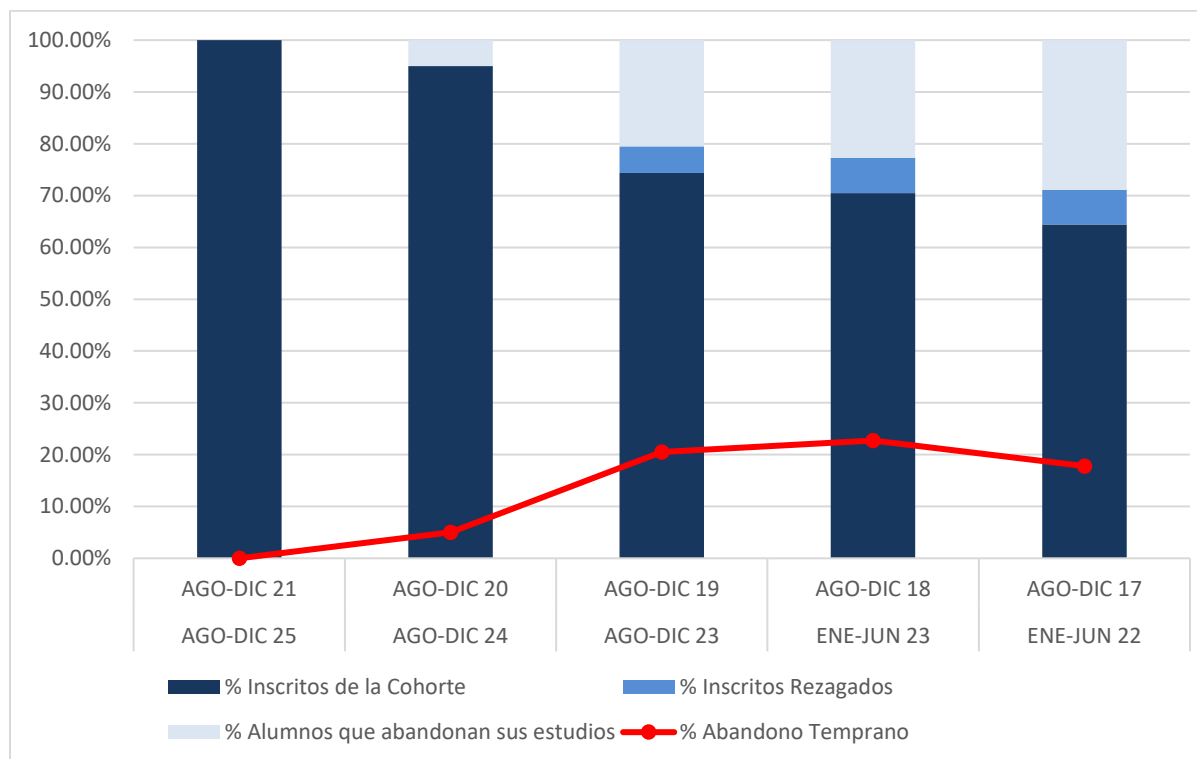


Centro de Ciencias Básicas
Ingeniería en Electrónica

| INDICADOR | COHORTE GENERACIONAL | | | | | | | | | |
|------------------------------------|----------------------|------------|------------|------------|------------|--------|------------|--------|------------|--------|
| | AGO-DIC 21 | | AGO-DIC 20 | | AGO-DIC 19 | | AGO-DIC 18 | | AGO-DIC 17 | |
| | AGO-DIC 25 | AGO-DIC 24 | AGO-DIC 23 | ENE-JUN 23 | ENE-JUN 22 | | | | | |
| Inscritos de Nuevo Ingreso | 41 | | 48 | | 36 | | 37 | | 42 | |
| Inscritos de la Cohorte | 41 | 100.00% | 32 | 66.67% | 19 | 52.78% | 12 | 32.43% | 11 | 26.19% |
| Inscritos Rezagados | 0 | 0.00% | 3 | 6.25% | 6 | 16.67% | 8 | 21.62% | 8 | 19.05% |
| Alumnos que abandonan sus estudios | 0 | 0.00% | 13 | 27.08% | 11 | 30.56% | 17 | 45.95% | 23 | 54.76% |
| Abandono Temprano | No Disp. | -- | 16 | 33.33% | 11 | 30.56% | 15 | 40.54% | 21 | 50.00% |
| Semestre Actual | 1° | | 3° | | 5° | | 7° | | 9° | |

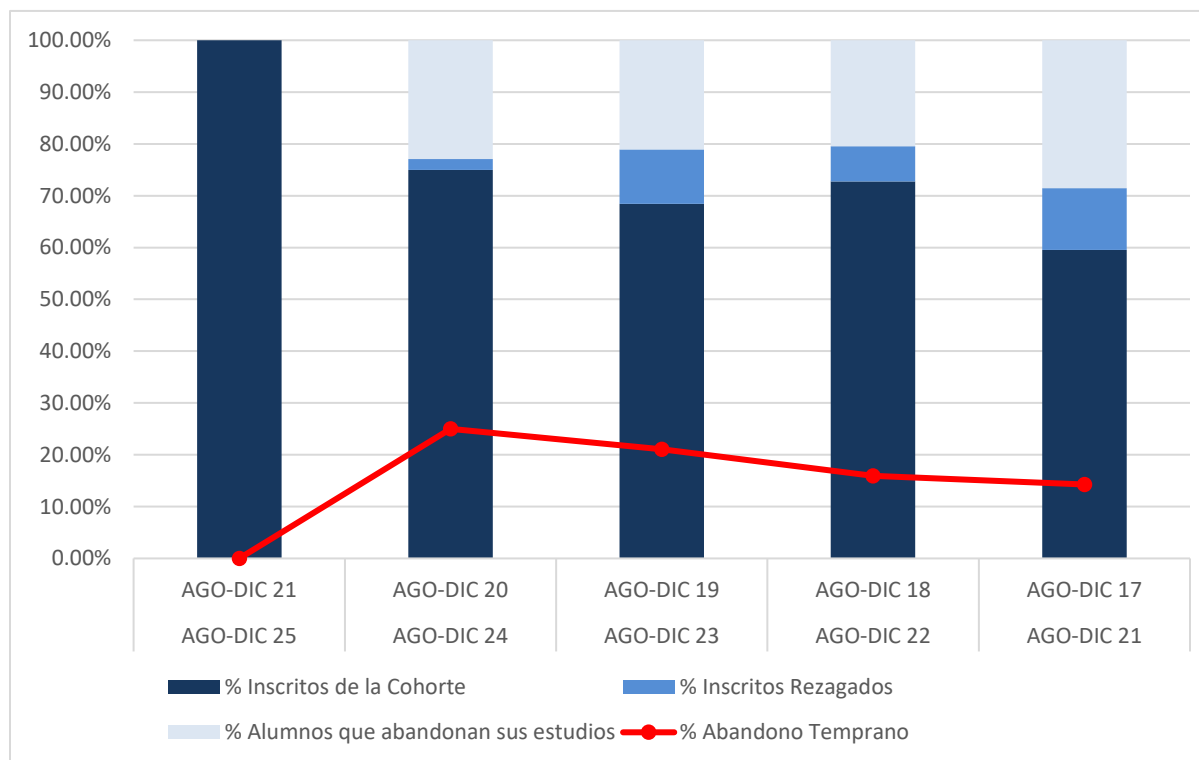


| INDICADOR | COHORTE GENERACIONAL | | | | | | | | | |
|------------------------------------|----------------------|------------|------------|------------|------------|------------|------------|------------|------------|--------|
| | AGO-DIC 21 | | AGO-DIC 20 | | AGO-DIC 19 | | AGO-DIC 18 | | AGO-DIC 17 | |
| | AGO-DIC 25 | AGO-DIC 24 | AGO-DIC 23 | AGO-DIC 23 | ENE-JUN 23 | ENE-JUN 22 | ENE-JUN 22 | ENE-JUN 22 | ENE-JUN 22 | |
| Inscritos de Nuevo Ingreso | 37 | | 40 | | 39 | | 44 | | 45 | |
| Inscritos de la Cohorte | 37 | 100.00% | 38 | 95.00% | 29 | 74.36% | 31 | 70.45% | 29 | 64.44% |
| Inscritos Rezagados | 0 | 0.00% | 0 | 0.00% | 2 | 5.13% | 3 | 6.82% | 3 | 6.67% |
| Alumnos que abandonan sus estudios | 0 | 0.00% | 2 | 5.00% | 8 | 20.51% | 10 | 22.73% | 13 | 28.89% |
| Abandono Temprano | No disp. | -- | 2 | 5.00% | 8 | 20.51% | 10 | 22.73% | 8 | 17.78% |
| Semestre Actual | 1° | | 3° | | 5° | | 7° | | 9° | |

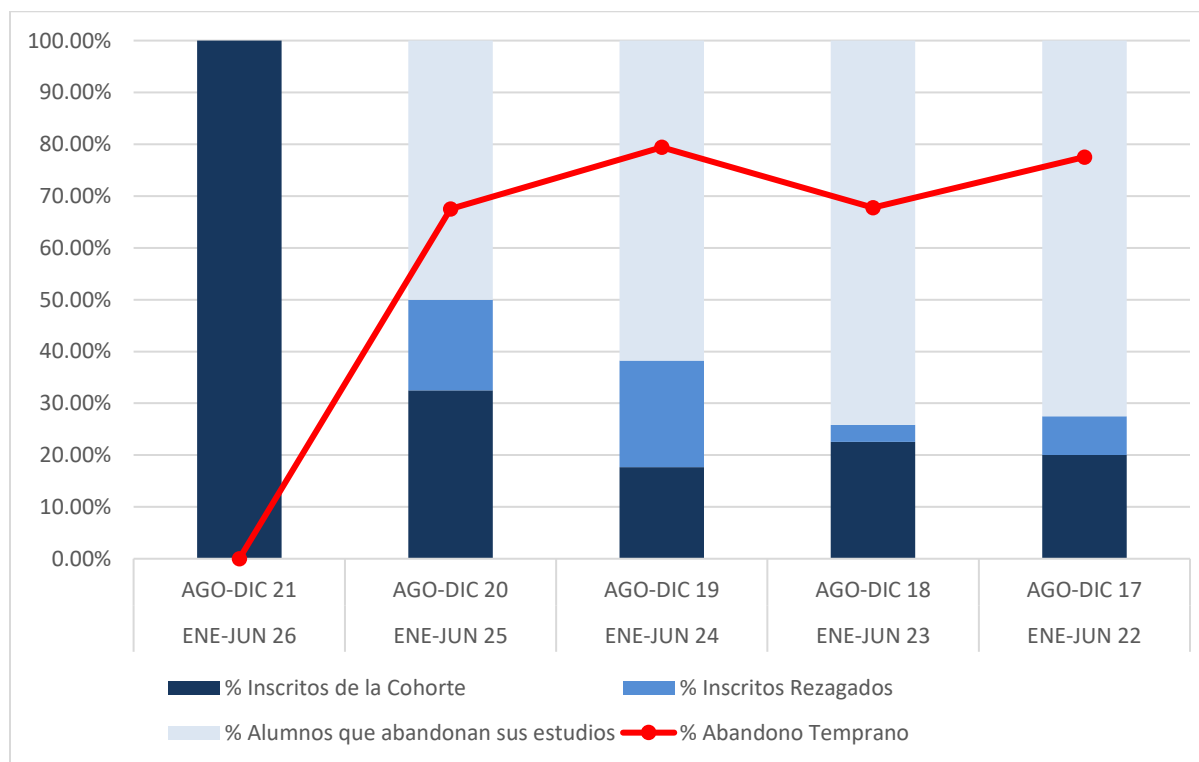


Centro de Ciencias Básicas
Informática y Tecnologías Computacionales

| INDICADOR | COHORTE GENERACIONAL | | | | | | | | | |
|------------------------------------|----------------------|------------|------------|------------|------------|------------|------------|------------|------------|------------|
| | AGO-DIC 21 | | AGO-DIC 20 | | AGO-DIC 19 | | AGO-DIC 18 | | AGO-DIC 17 | |
| | AGO-DIC 25 | AGO-DIC 24 | AGO-DIC 23 | AGO-DIC 22 | AGO-DIC 21 | AGO-DIC 20 | AGO-DIC 19 | AGO-DIC 18 | AGO-DIC 17 | AGO-DIC 16 |
| Inscritos de Nuevo Ingreso | 45 | | 48 | | 38 | | 44 | | 42 | |
| Inscritos de la Cohorte | 45 | 100.00% | 36 | 75.00% | 26 | 68.42% | 32 | 72.73% | 25 | 59.52% |
| Inscritos Rezagados | 0 | 0.00% | 1 | 2.08% | 4 | 10.53% | 3 | 6.82% | 5 | 11.90% |
| Alumnos que abandonan sus estudios | 0 | 0.00% | 11 | 22.92% | 8 | 21.05% | 9 | 20.45% | 12 | 28.57% |
| Abandono Temprano | No Disp | -- | 12 | 25.00% | 8 | 21.05% | 7 | 15.91% | 6 | 14.29% |
| Semestre Actual | 1° | | 3° | | 5° | | 7° | | 9° | |

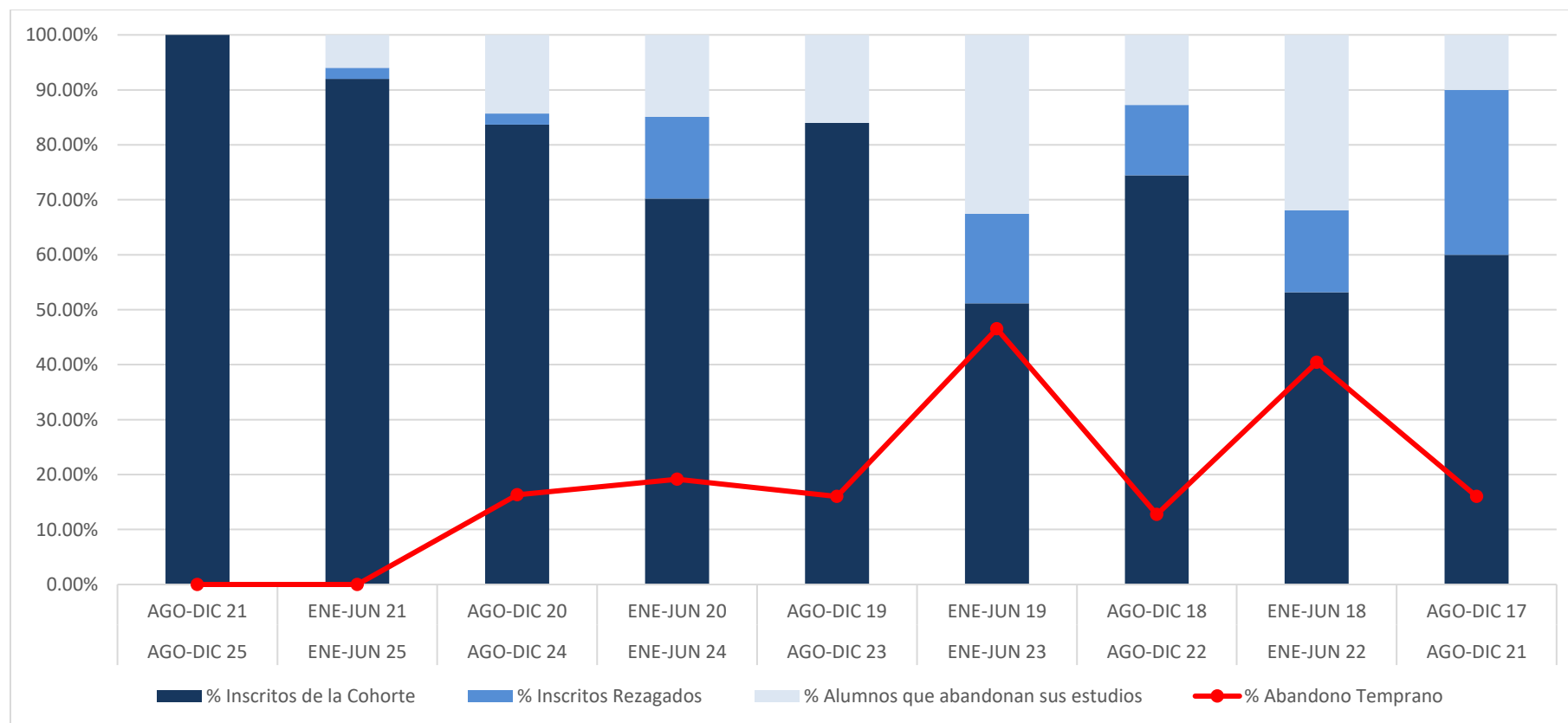


| INDICADOR | COHORTE GENERACIONAL | | | | | | | | | |
|------------------------------------|----------------------|------------|------------|------------|------------|------------|------------|------------|------------|------------|
| | AGO-DIC 21 | | AGO-DIC 20 | | AGO-DIC 19 | | AGO-DIC 18 | | AGO-DIC 17 | |
| | ENE-JUN 26 | ENE-JUN 25 | ENE-JUN 24 | ENE-JUN 23 | ENE-JUN 22 | ENE-JUN 21 | ENE-JUN 20 | ENE-JUN 19 | ENE-JUN 18 | ENE-JUN 17 |
| Inscritos de Nuevo Ingreso | 28 | | 40 | | 34 | | 31 | | 40 | |
| Inscritos de la Cohorte | 28 | 100.00% | 13 | 32.50% | 6 | 17.65% | 7 | 22.58% | 8 | 20.00% |
| Inscritos Rezagados | 0 | 0.00% | 7 | 17.50% | 7 | 20.59% | 1 | 3.23% | 3 | 7.50% |
| Alumnos que abandonan sus estudios | 0 | 0.00% | 20 | 50.00% | 21 | 61.76% | 23 | 74.19% | 29 | 72.50% |
| Abandono Temprano | No Disp. | -- | 27 | 67.50% | 27 | 79.41% | 21 | 67.74% | 31 | 77.50% |
| Semestre Actual | 1° | | 3° | | 5° | | 7° | | 9° | |



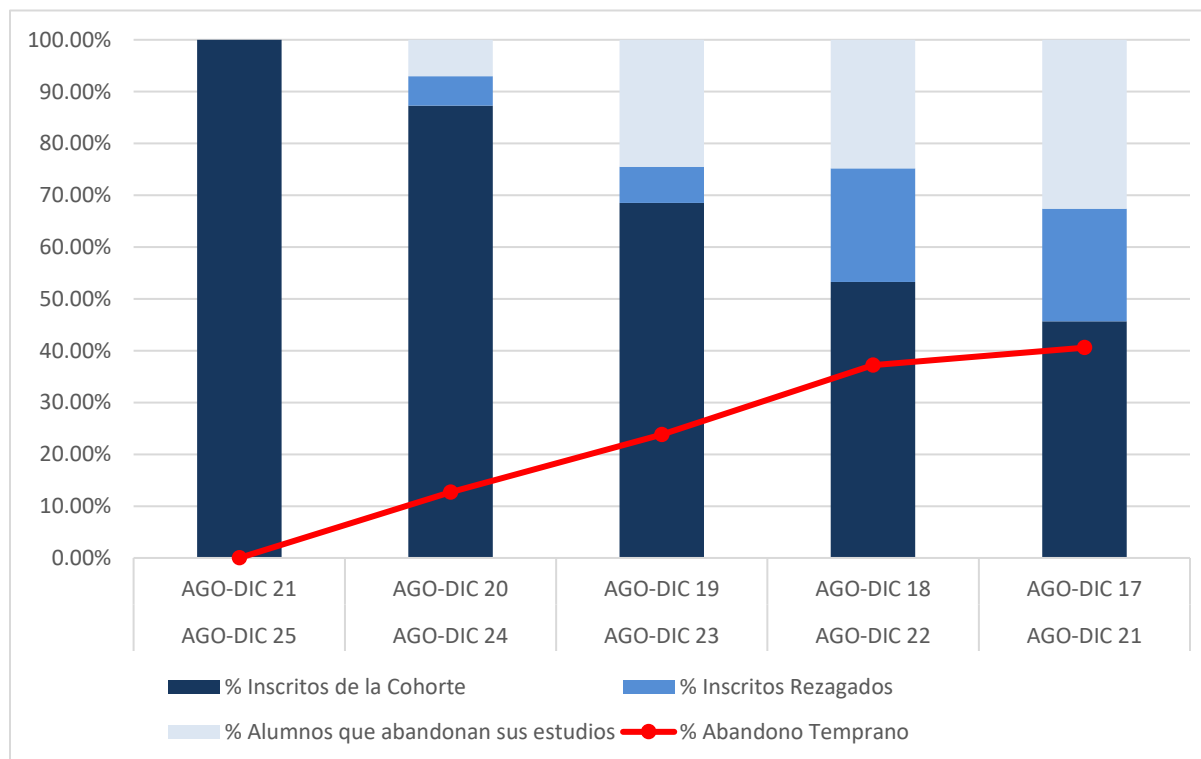
Centro de Ciencias Básicas
Químico Farmacéutico Biólogo

| INDICADOR | COHORTE GENERACIONAL | | | | | | | | | | | | | | | | | |
|------------------------------------|----------------------|------------|------------|------------|------------|------------|------------|------------|------------|------------|------------|------------|------------|------------|------------|------------|------------|------------|
| | AGO-DIC 21 | | ENE-JUN 21 | | AGO-DIC 20 | | ENE-JUN 20 | | AGO-DIC 19 | | ENE-JUN 19 | | AGO-DIC 18 | | ENE-JUN 18 | | AGO-DIC 17 | |
| | AGO-DIC 25 | ENE-JUN 25 | AGO-DIC 24 | ENE-JUN 24 | AGO-DIC 23 | ENE-JUN 23 | AGO-DIC 22 | ENE-JUN 22 | AGO-DIC 21 | ENE-JUN 21 | AGO-DIC 20 | ENE-JUN 20 | AGO-DIC 19 | ENE-JUN 19 | AGO-DIC 18 | ENE-JUN 18 | AGO-DIC 17 | ENE-JUN 17 |
| Inscritos de Nuevo Ingreso | 44 | | 50 | | 49 | | 47 | | 50 | | 43 | | 47 | | 47 | | 50 | |
| Inscritos de la Cohorte | 44 | 100.00% | 46 | 92.00% | 41 | 83.67% | 33 | 70.21% | 42 | 84% | 22 | 51.16% | 35 | 74.47% | 25 | 53.19% | 30 | 60.00% |
| Inscritos Rezagados | 0 | 0.00% | 1 | 2.00% | 1 | 2.04% | 7 | 14.89% | 0 | 0.00% | 7 | 16.28% | 6 | 12.77% | 7 | 14.89% | 15 | 30.00% |
| Alumnos que abandonan sus estudios | 0 | 0.00% | 3 | 6.00% | 7 | 14.29% | 7 | 14.89% | 8 | 16.00% | 14 | 32.56% | 6 | 12.77% | 15 | 31.91% | 5 | 10.00% |
| Abandono Temprano | No Disp | -- | No Disp | -- | 8 | 16.33% | 9 | 19.15% | 8 | 16.00% | 20 | 46.51% | 6 | 12.77% | 19 | 40.43% | 8 | 16.00% |
| Semestre Actual | 1° | | 2° | | 3° | | 4° | | 5° | | 6° | | 7° | | 8° | | 9° | |

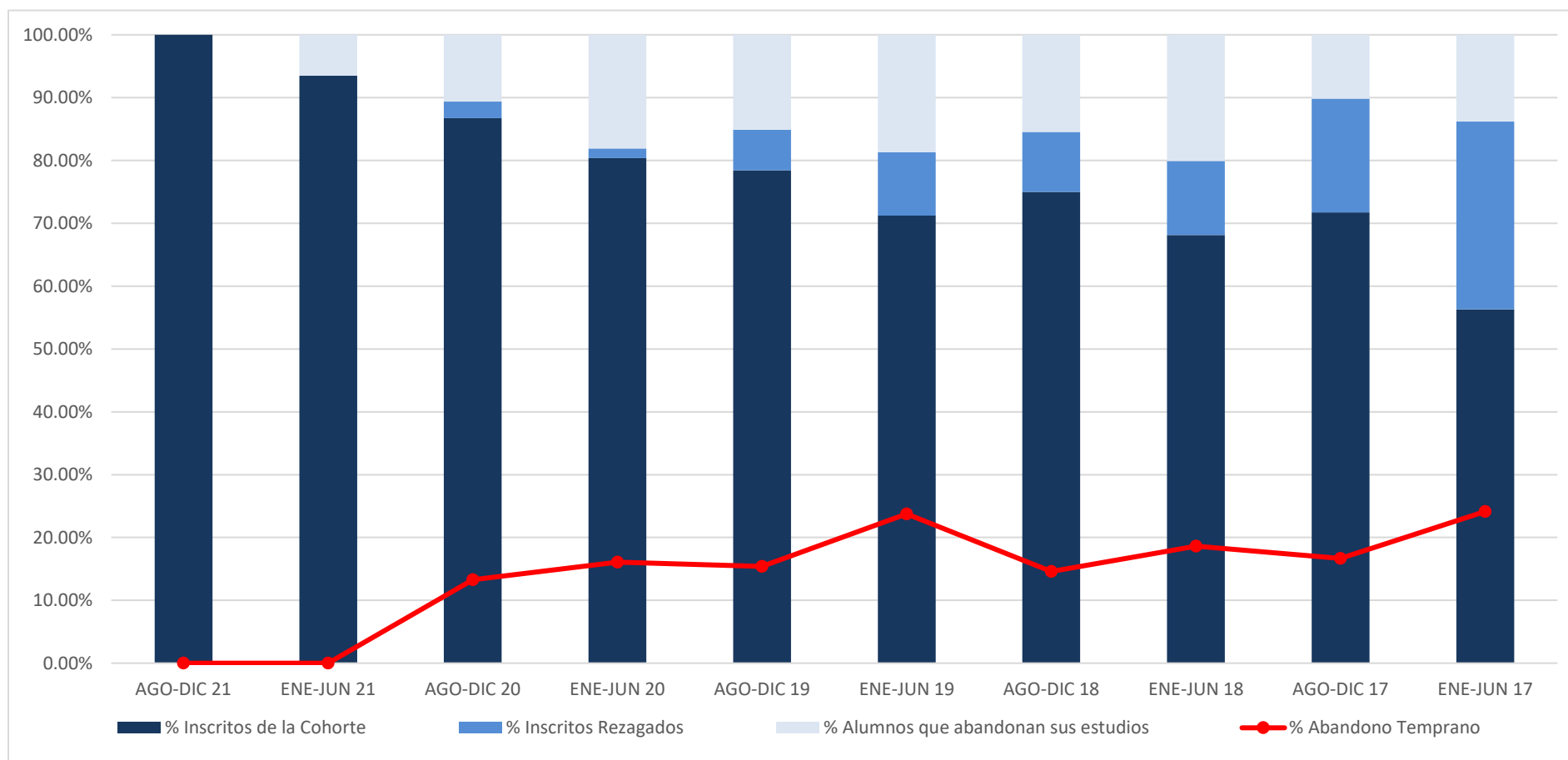


Centro de Ciencias Básicas
Ingeniería en Sistemas Computacionales

| INDICADOR | COHORTE GENERACIONAL | | | | |
|------------------------------------|--------------------------|--------------------------|--------------------------|--------------------------|--------------------------|
| | AGO-DIC 21 AGO-DIC 25 | AGO-DIC 20 AGO-DIC 24 | AGO-DIC 19 AGO-DIC 23 | AGO-DIC 18 AGO-DIC 22 | AGO-DIC 17 AGO-DIC 21 |
| Inscritos de Nuevo Ingreso | 129 | 142 | 143 | 137 | 138 |
| Inscritos de la Cohorte | 129 100.00% | 124 87.32% | 98 68.53% | 73 53.28% | 63 45.65% |
| Inscritos Rezagados | 0 0.00% | 8 5.63% | 10 6.99% | 30 21.90% | 30 21.74% |
| Alumnos que abandonan sus estudios | 0 0.00% | 10 7.04% | 35 24.48% | 34 24.82% | 45 32.61% |
| Abandono Temprano | No Disp. -- | 18 12.68% | 34 23.78% | 51 37.23% | 56 40.58% |
| Semestre Actual | 1° | 3° | 5° | 7° | 9° |

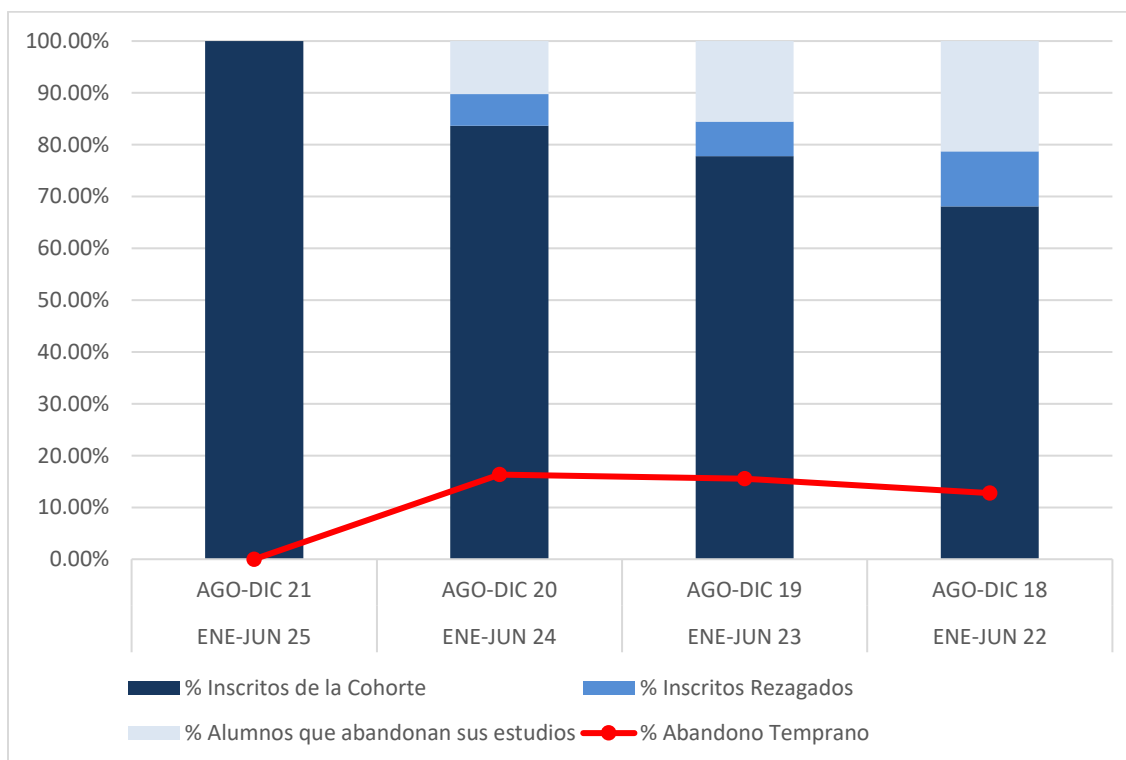


| INDICADOR | SEMESTRE DE INGRESO | | | | | | | | | | | | | | | | | | | |
|------------------------------------|---------------------|---------|------------|--------|------------|--------|------------|--------|------------|--------|------------|--------|------------|--------|------------|--------|------------|--------|------------|--------|
| | AGO-DIC 21 | | ENE-JUN 21 | | AGO-DIC 20 | | ENE-JUN 20 | | AGO-DIC 19 | | ENE-JUN 19 | | AGO-DIC 18 | | ENE-JUN 18 | | AGO-DIC 17 | | ENE-JUN 17 | |
| Inscritos de Nuevo Ingreso | 367 | | 230 | | 377 | | 199 | | 357 | | 198 | | 356 | | 204 | | 138 | | 87 | |
| Inscritos de la Cohorte | 367 | 100.00% | 215 | 93.48% | 327 | 86.74% | 160 | 80.40% | 280 | 78.43% | 141 | 71.21% | 267 | 75.00% | 139 | 68.14% | 99 | 71.74% | 49 | 56.32% |
| Inscritos Rezagados | 0 | 0.00% | 0 | 0.00% | 10 | 2.65% | 3 | 1.51% | 23 | 6.44% | 20 | 10.10% | 34 | 9.55% | 24 | 11.76% | 25 | 18.12% | 26 | 29.89% |
| Alumnos que abandonan sus estudios | 0 | 0.00% | 15 | 6.52% | 40 | 10.61% | 36 | 18.09% | 54 | 15.13% | 37 | 18.69% | 55 | 15.45% | 41 | 20.10% | 14 | 10.14% | 12 | 13.79% |
| Abandono Temprano | No Disp. | -- | No Disp. | -- | 50 | 13.26% | 32 | 16.08% | 55 | 15.41% | 47 | 23.74% | 52 | 14.61% | 38 | 18.63% | 23 | 16.67% | 21 | 24.14% |
| Semestre Actual | 1° | | 2° | | 3° | | 4° | | 5° | | 6° | | 7° | | 8° | | 9° | | 10° | |



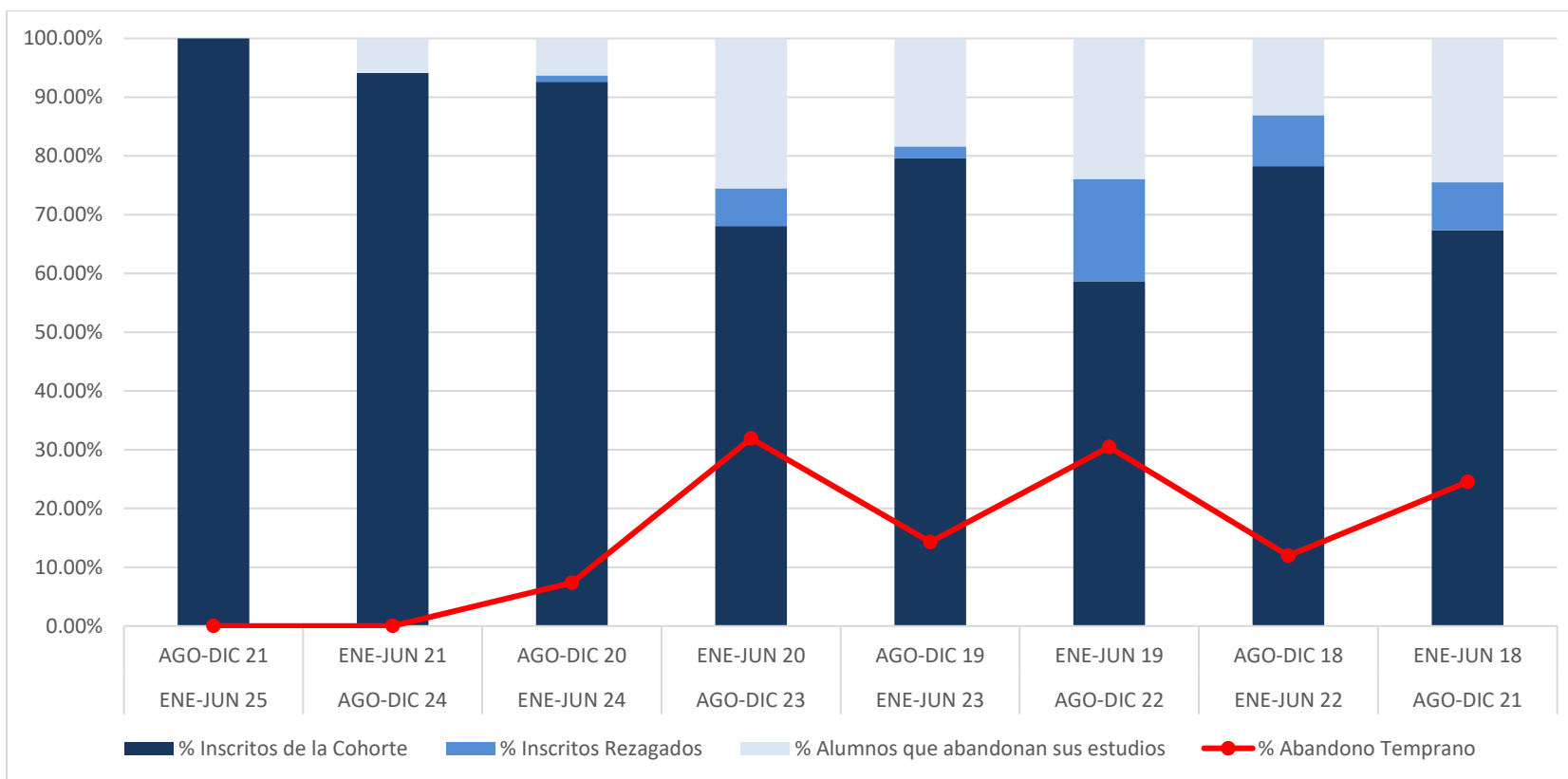
Centro de Ciencias de la Salud
Licenciatura en Cultura Física y Deporte

| INDICADOR | COHORTE GENERACIONAL | | | | | | | |
|------------------------------------|----------------------|---------|------------|--------|------------|--------|------------|--------|
| | AGO-DIC 21 | | AGO-DIC 20 | | AGO-DIC 19 | | AGO-DIC 18 | |
| | ENE-JUN 25 | | ENE-JUN 24 | | ENE-JUN 23 | | ENE-JUN 22 | |
| Inscritos de Nuevo Ingreso | 47 | | 49 | | 45 | | 47 | |
| Inscritos de la Cohorte | 47 | 100.00% | 41 | 83.67% | 35 | 77.78% | 32 | 68.09% |
| Inscritos Rezagados | 0 | 0.00% | 3 | 6.12% | 3 | 6.67% | 5 | 10.64% |
| Alumnos que abandonan sus estudios | 0 | 0.00% | 5 | 10.20% | 7 | 15.56% | 10 | 21.28% |
| Abandono Temprano | No Disp. | -- | 8 | 16.33% | 7 | 15.56% | 6 | 12.77% |
| Semestre Actual | 1° | | 3° | | 5° | | 7° | |

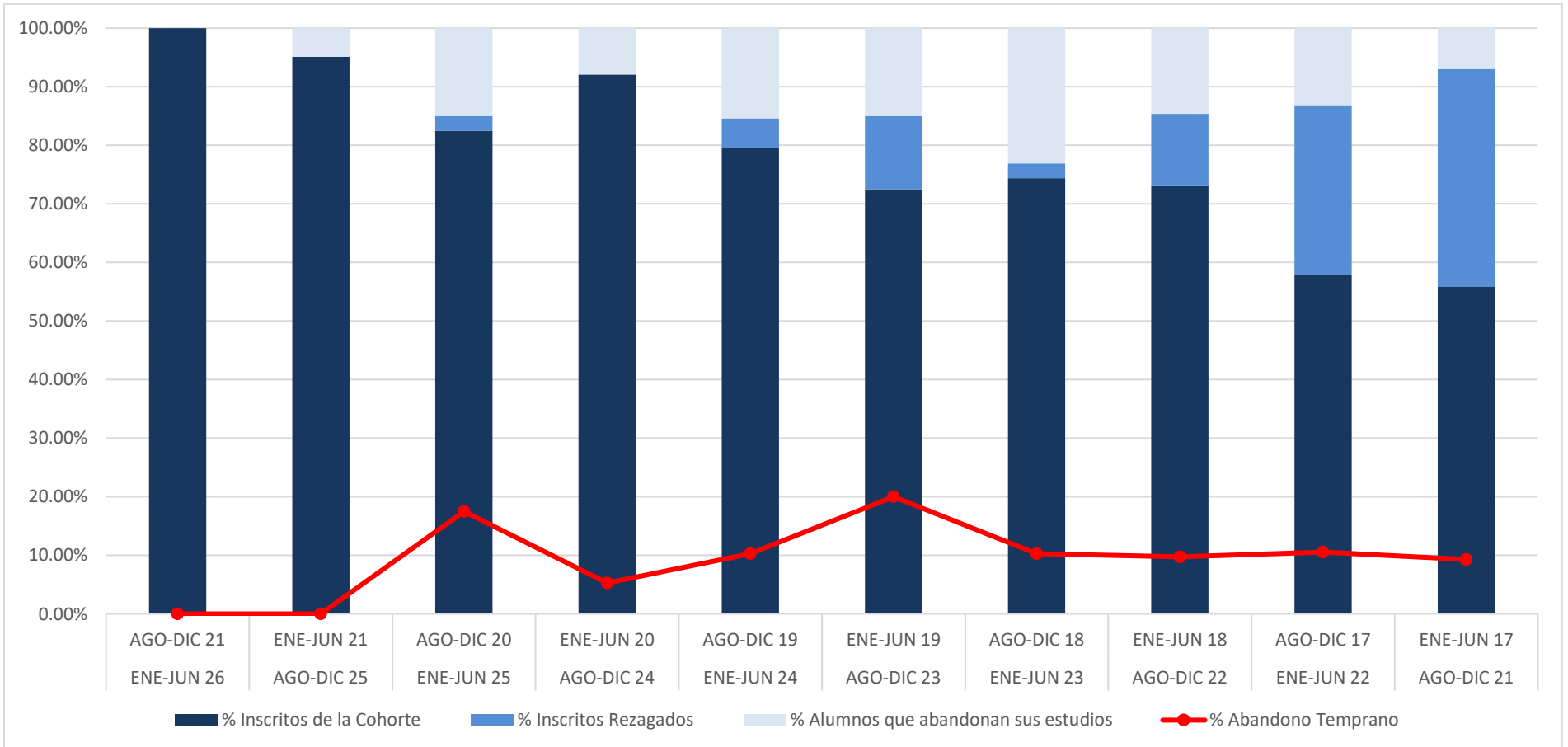


Centro de Ciencias de la Salud
Enfermería

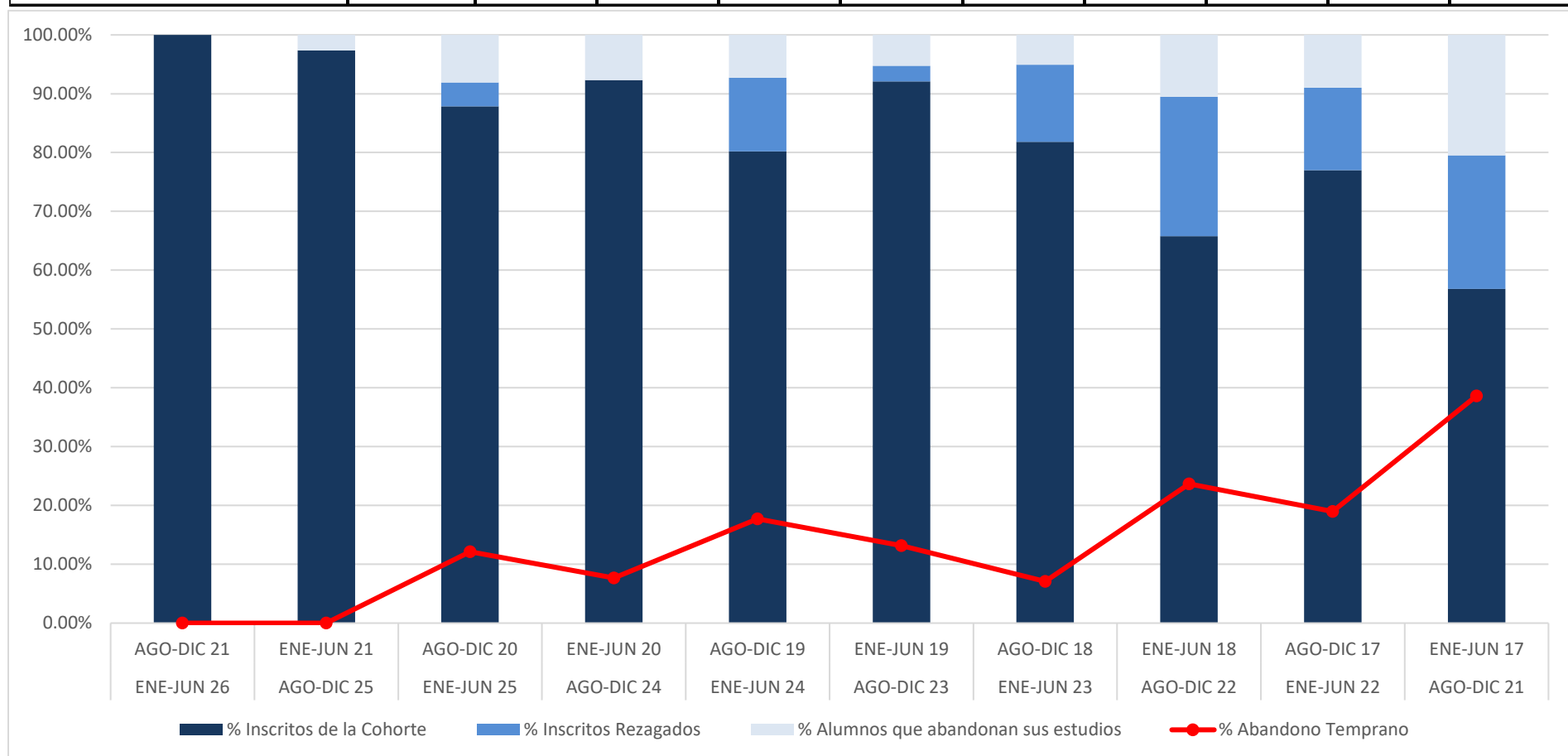
| INDICADOR | COHORTE GENERACIONAL | | | | | | | |
|------------------------------------|--------------------------|--------------------------|--------------------------|--------------------------|--------------------------|--------------------------|--------------------------|--------------------------|
| | AGO-DIC 21 ENE-JUN 25 | ENE-JUN 21 AGO-DIC 24 | AGO-DIC 20 ENE-JUN 24 | ENE-JUN 20 AGO-DIC 23 | AGO-DIC 19 ENE-JUN 23 | ENE-JUN 19 AGO-DIC 22 | AGO-DIC 18 ENE-JUN 22 | ENE-JUN 18 AGO-DIC 21 |
| Inscritos de Nuevo Ingreso | 89 | 51 | 95 | 47 | 98 | 46 | 92 | 49 |
| Inscritos de la Cohorte | 89 100.00% | 48 94.12% | 88 92.63% | 32 68.09% | 78 79.59% | 27 58.70% | 72 78.26% | 33 67.35% |
| Inscritos Rezagados | 0 0.00% | 0 0.00% | 1 1.05% | 3 6.38% | 2 2.04% | 8 17.39% | 8 8.70% | 4 8.16% |
| Alumnos que abandonan sus estudios | 0 0.00% | 3 5.88% | 6 6.32% | 12 25.53% | 18 18.37% | 11 23.91% | 12 13.04% | 12 24.49% |
| Abandono Temprano | No Disp. -- | No Disp. -- | 7 7.37% | 15 31.91% | 14 14.29% | 14 30.43% | 11 11.96% | 12 24.49% |
| Semestre Actual | 1° | 2° | 3° | 4° | 5° | 6° | 7° | 8° |



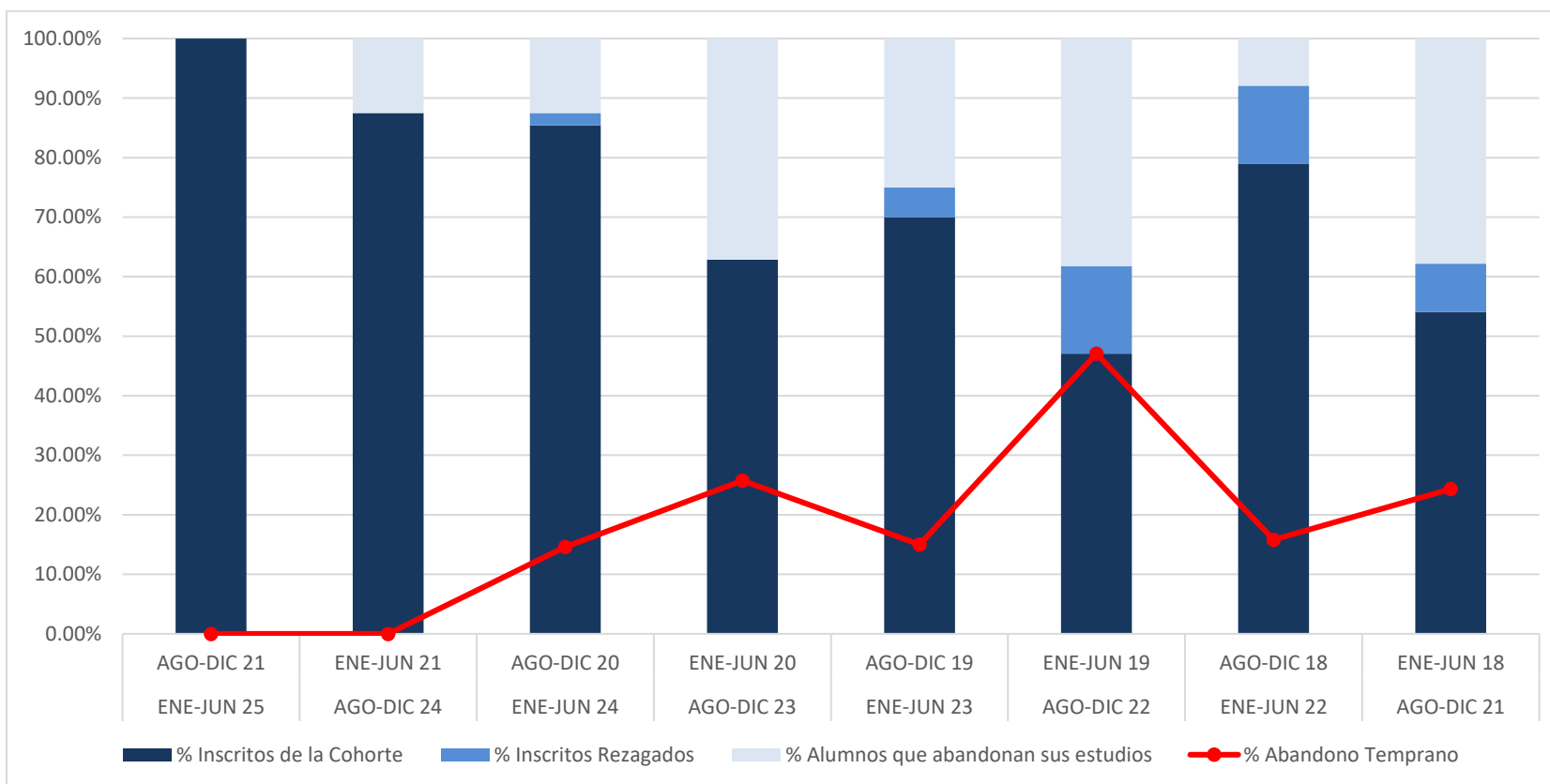
| INDICADOR | COHORTE GENERACIONAL | | | | | | | | | | | | | | | | | | | |
|------------------------------------|----------------------|------------|------------|------------|------------|------------|------------|------------|------------|------------|------------|------------|------------|------------|------------|------------|------------|------------|------------|------------|
| | AGO-DIC 21 | | ENE-JUN 21 | | AGO-DIC 20 | | ENE-JUN 20 | | AGO-DIC 19 | | ENE-JUN 19 | | AGO-DIC 18 | | ENE-JUN 18 | | AGO-DIC 17 | | ENE-JUN 17 | |
| | ENE-JUN 26 | AGO-DIC 25 | ENE-JUN 25 | AGO-DIC 24 | ENE-JUN 24 | AGO-DIC 23 | ENE-JUN 23 | AGO-DIC 22 | ENE-JUN 22 | AGO-DIC 21 | ENE-JUN 21 | AGO-DIC 20 | ENE-JUN 20 | AGO-DIC 19 | ENE-JUN 19 | AGO-DIC 18 | ENE-JUN 18 | AGO-DIC 17 | ENE-JUN 17 | AGO-DIC 16 |
| Inscritos de Nuevo Ingreso | 39 | | 41 | | 40 | | 38 | | 39 | | 40 | | 39 | | 41 | | 38 | | 43 | |
| Inscritos de la Cohorte | 39 | 100.00% | 39 | 95.12% | 33 | 82.50% | 35 | 92.11% | 31 | 79.49% | 29 | 72.50% | 29 | 74.36% | 30 | 73.17% | 22 | 57.89% | 24 | 55.81% |
| Inscritos Rezagados | 0 | 0.00% | 0 | 0.00% | 1 | 2.50% | 0 | 0.00% | 2 | 5.13% | 5 | 12.50% | 1 | 2.56% | 5 | 12.20% | 11 | 28.95% | 16 | 37.21% |
| Alumnos que abandonan sus estudios | 0 | 0.00% | 2 | 4.88% | 6 | 15.00% | 3 | 7.89% | 6 | 15.38% | 6 | 15.00% | 9 | 23.08% | 6 | 14.63% | 5 | 13.16% | 3 | 6.98% |
| Abandono Temprano | No Disp. | -- | No disp. | -- | 7 | 17.50% | 2 | 5.26% | 4 | 10.26% | 8 | 20.00% | 4 | 10.26% | 4 | 9.76% | 4 | 10.53% | 4 | 9.30% |
| Semestre Actual | 1° | | 2° | | 3° | | 4° | | 5° | | 6° | | 7° | | 8° | | 9° | | 10° | |



| INDICADOR | COHORTE GENERACIONAL | | | | | | | | | |
|------------------------------------|--------------------------|--------------------------|--------------------------|--------------------------|--------------------------|--------------------------|--------------------------|--------------------------|--------------------------|--------------------------|
| | AGO-DIC 21 ENE-JUN 26 | ENE-JUN 21 AGO-DIC 25 | AGO-DIC 20 ENE-JUN 25 | ENE-JUN 20 AGO-DIC 24 | AGO-DIC 19 ENE-JUN 24 | ENE-JUN 19 AGO-DIC 23 | AGO-DIC 18 ENE-JUN 23 | ENE-JUN 18 AGO-DIC 22 | AGO-DIC 17 ENE-JUN 22 | ENE-JUN 17 AGO-DIC 21 |
| Inscritos de Nuevo Ingreso | 97 | 38 | 99 | 39 | 96 | 38 | 99 | 38 | 100 | 44 |
| Inscritos de la Cohorte | 97 100.00% | 37 97.37% | 87 87.88% | 36 92.31% | 77 80.21% | 35 92.11% | 81 81.82% | 25 65.79% | 77 77.00% | 25 56.82% |
| Inscritos Rezagados | 0 0.00% | 0 0.00% | 4 4.04% | 0 0.00% | 12 12.50% | 1 2.63% | 13 13.13% | 9 23.68% | 14 14.00% | 10 22.73% |
| Alumnos que abandonan sus estudios | 0 0.00% | 1 2.63% | 8 8.08% | 3 7.69% | 7 7.29% | 2 5.26% | 5 5.05% | 4 10.53% | 9 9.00% | 9 20.45% |
| Abandono Temprano | No Disp. -- | No Disp. -- | 12 12.12% | 3 7.69% | 17 17.71% | 5 13.16% | 7 7.07% | 9 23.68% | 19 19.00% | 17 38.64% |
| Semestre Actual | 1° | 2° | 3° | 4° | 5° | 6° | 7° | 8° | 9° | 10° |

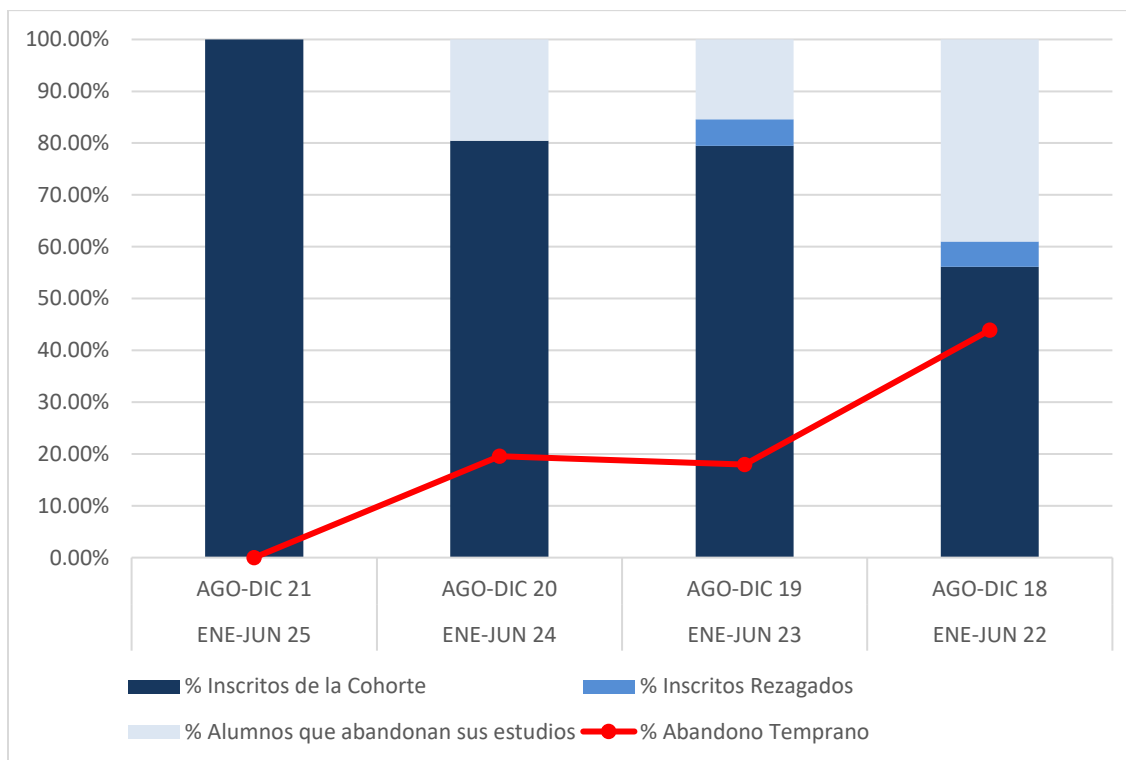


| INDICADOR | COHORTE GENERACIONAL | | | | | | | | | | | | | | | |
|------------------------------------|----------------------|------------|------------|------------|------------|------------|------------|------------|------------|------------|------------|------------|------------|------------|------------|--------|
| | AGO-DIC 21 | | ENE-JUN 21 | | AGO-DIC 20 | | ENE-JUN 20 | | AGO-DIC 19 | | ENE-JUN 19 | | AGO-DIC 18 | | ENE-JUN 18 | |
| | ENE-JUN 25 | AGO-DIC 24 | ENE-JUN 24 | AGO-DIC 23 | ENE-JUN 23 | AGO-DIC 22 | ENE-JUN 22 | AGO-DIC 21 | ENE-JUN 21 | AGO-DIC 20 | ENE-JUN 20 | AGO-DIC 19 | ENE-JUN 19 | AGO-DIC 18 | ENE-JUN 18 | |
| Inscritos de Nuevo Ingreso | 48 | | 48 | | 48 | | 35 | | 40 | | 34 | | 38 | | 37 | |
| Inscritos de la Cohorte | 48 | 100.00% | 42 | 87.50% | 41 | 85.42% | 22 | 62.86% | 28 | 70.00% | 16 | 47.06% | 30 | 78.95% | 20 | 54.05% |
| Inscritos Rezagados | 0 | 0.00% | 0 | 0.00% | 1 | 2.08% | 0 | 0.00% | 2 | 5.00% | 5 | 14.71% | 5 | 13.16% | 3 | 8.11% |
| Alumnos que abandonan sus estudios | 0 | 0.00% | 6 | 12.50% | 6 | 12.50% | 13 | 37.14% | 10 | 25.00% | 13 | 38.24% | 3 | 7.89% | 14 | 37.84% |
| Abandono Temprano | No Disp. | -- | No Disp. | -- | 7 | 14.58% | 9 | 25.71% | 6 | 15.00% | 16 | 47.06% | 6 | 15.79% | 9 | 24.32% |
| Semestre Actual | 1° | | 2° | | 3° | | 4° | | 5° | | 6° | | 7° | | 8° | |

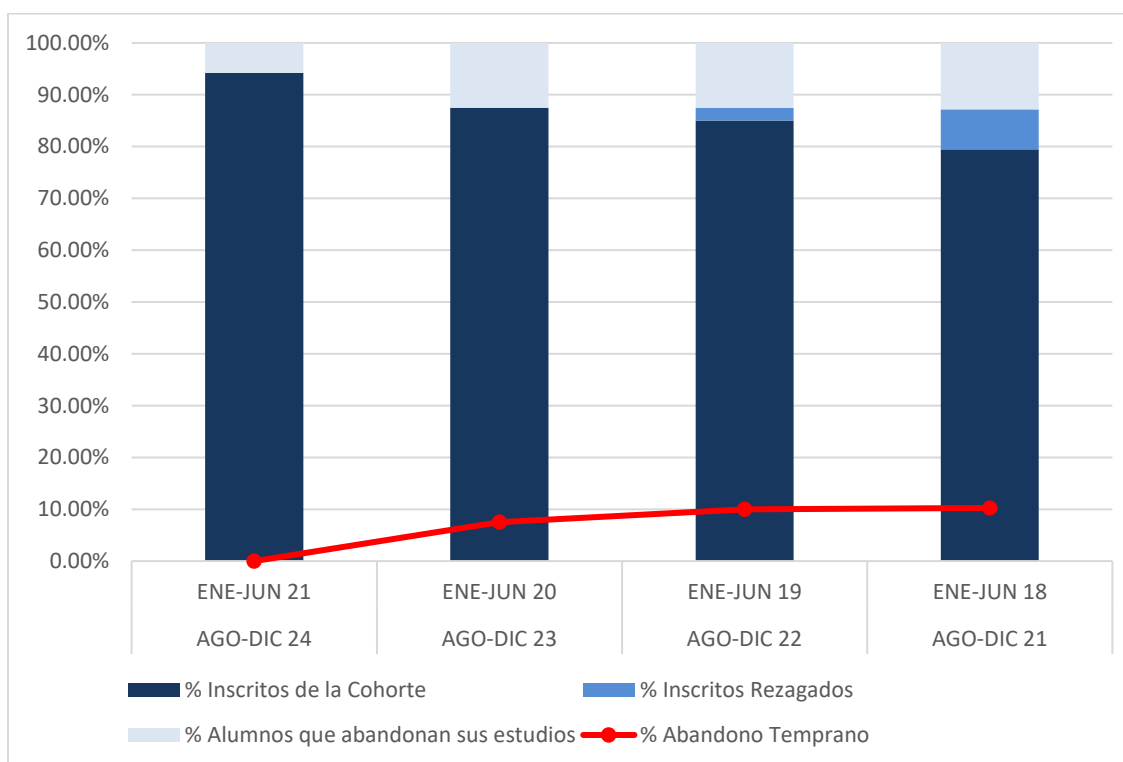


Centro de Ciencias de la Salud
Optometría

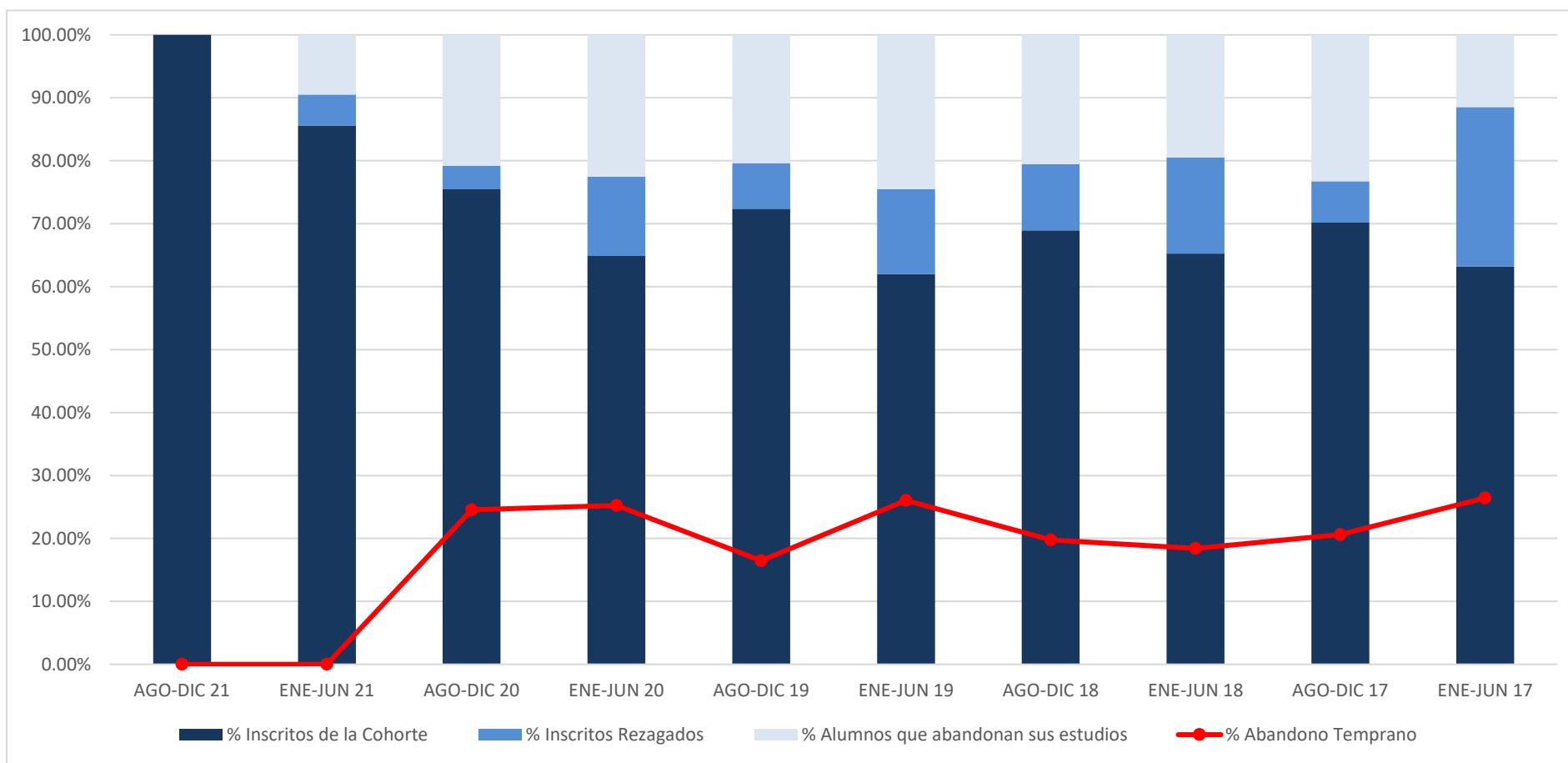
| INDICADOR | COHORTE GENERACIONAL | | | | | | | |
|------------------------------------|--------------------------|---------|--------------------------|--------|--------------------------|--------|--------------------------|--------|
| | AGO-DIC 21 ENE-JUN 25 | | AGO-DIC 20 ENE-JUN 24 | | AGO-DIC 19 ENE-JUN 23 | | AGO-DIC 18 ENE-JUN 22 | |
| Inscritos de Nuevo Ingreso | 47 | | 46 | | 39 | | 41 | |
| Inscritos de la Cohorte | 47 | 100.00% | 37 | 80.43% | 31 | 79.49% | 23 | 56.10% |
| Inscritos Rezagados | 0 | 0.00% | 0 | 0.00% | 2 | 5.13% | 2 | 4.88% |
| Alumnos que abandonan sus estudios | 0 | 0.00% | 9 | 19.57% | 6 | 15.38% | 16 | 39.02% |
| Abandono Temprano | No Disp. | -- | 9 | 19.57% | 7 | 17.95% | 18 | 43.90% |
| Semestre Actual | 1° | | 3° | | 5° | | 7° | |



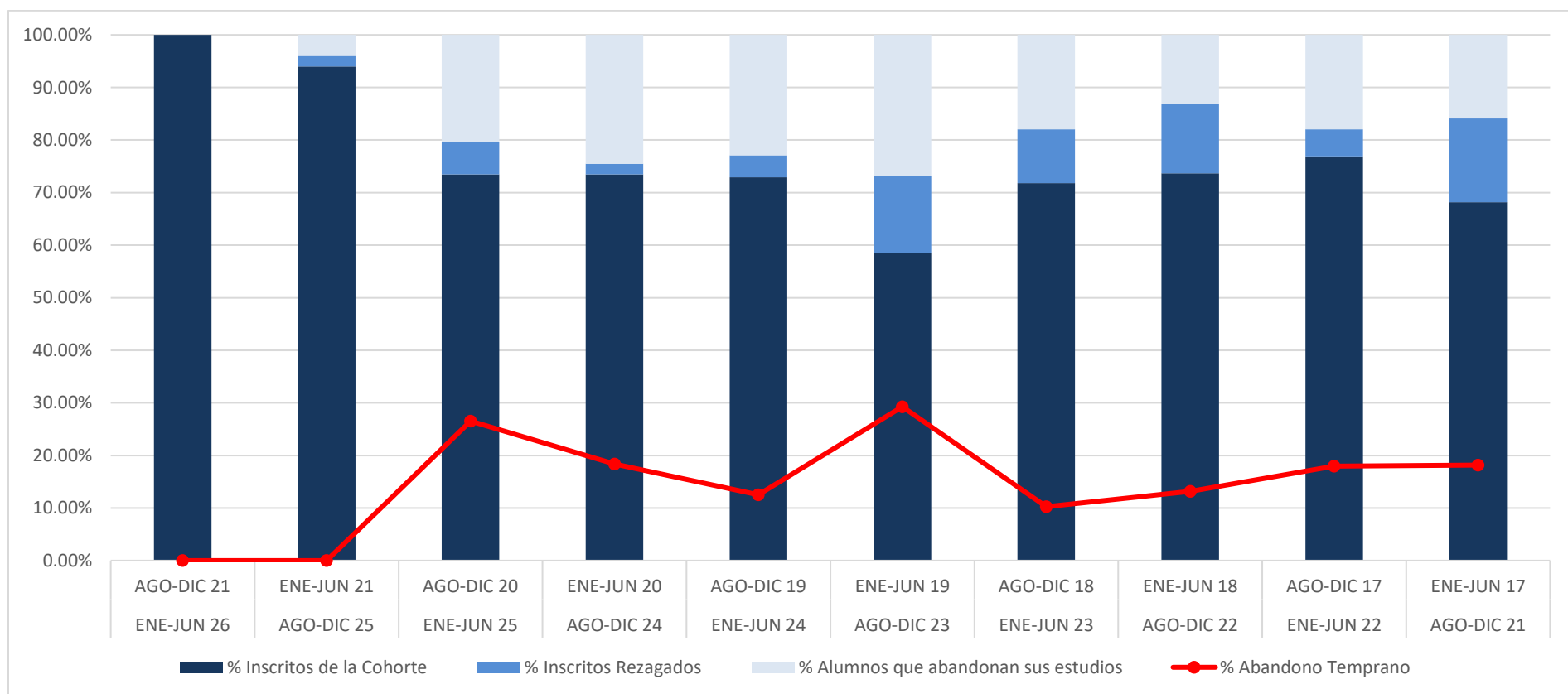
| INDICADOR | COHORTE GENERACIONAL | | | |
|------------------------------------|----------------------|-------------|-------------|-------------|
| | ENE-JUN 21 | ENE-JUN 20 | ENE-JUN 19 | ENE-JUN 18 |
| | AGO-DIC 24 | AGO-DIC 23 | AGO-DIC 22 | AGO-DIC 21 |
| Inscritos de Nuevo Ingreso | 52 | 40 | 40 | 39 |
| Inscritos de la Cohorte | 49 94.23% | 35 87.50% | 34 85.00% | 31 79.49% |
| Inscritos Rezagados | 0 0.00% | 0 0.00% | 1 2.50% | 3 7.69% |
| Alumnos que abandonan sus estudios | 3 5.77% | 5 12.50% | 5 12.50% | 5 12.82% |
| Abandono Temprano | No Disp. -- | 3 7.50% | 4 10.00% | 4 10.26% |
| Semestre Actual | 2° | 3° | 5° | 7° |



| INDICADOR | SEMESTRE DE INGRESO | | | | | | | | | | | | | | | | | | | |
|------------------------------------|---------------------|---------|------------|--------|------------|--------|------------|--------|------------|--------|------------|--------|------------|--------|------------|--------|------------|--------|------------|--------|
| | AGO-DIC 21 | | ENE-JUN 21 | | AGO-DIC 20 | | ENE-JUN 20 | | AGO-DIC 19 | | ENE-JUN 19 | | AGO-DIC 18 | | ENE-JUN 18 | | AGO-DIC 17 | | ENE-JUN 17 | |
| Inscritos de Nuevo Ingreso | 303 | | 243 | | 322 | | 222 | | 304 | | 192 | | 248 | | 190 | | 228 | | 87 | |
| Inscritos de la Cohorte | 303 | 100.00% | 208 | 85.60% | 243 | 75.47% | 144 | 64.86% | 220 | 72.37% | 119 | 61.98% | 171 | 68.95% | 124 | 65.26% | 160 | 70.18% | 55 | 63.22% |
| Inscritos Rezagados | 0 | 0.00% | 12 | 4.94% | 12 | 3.73% | 28 | 12.61% | 22 | 7.24% | 26 | 13.54% | 26 | 10.48% | 29 | 15.26% | 15 | 6.58% | 22 | 25.29% |
| Alumnos que abandonan sus estudios | 0 | 0.00% | 23 | 9.47% | 67 | 20.81% | 50 | 22.52% | 62 | 20.39% | 47 | 24.48% | 51 | 20.56% | 37 | 19.47% | 53 | 23.25% | 10 | 11.49% |
| Abandono Temprano | No Disp. | -- | No Disp. | -- | 79 | 24.53% | 56 | 25.23% | 50 | 16.45% | 50 | 26.04% | 49 | 19.76% | 35 | 18.42% | 47 | 20.61% | 23 | 26.44% |
| Semestre Actual | 1° | | 2° | | 3° | | 4° | | 5° | | 6° | | 7° | | 8° | | 9° | | 10° | |

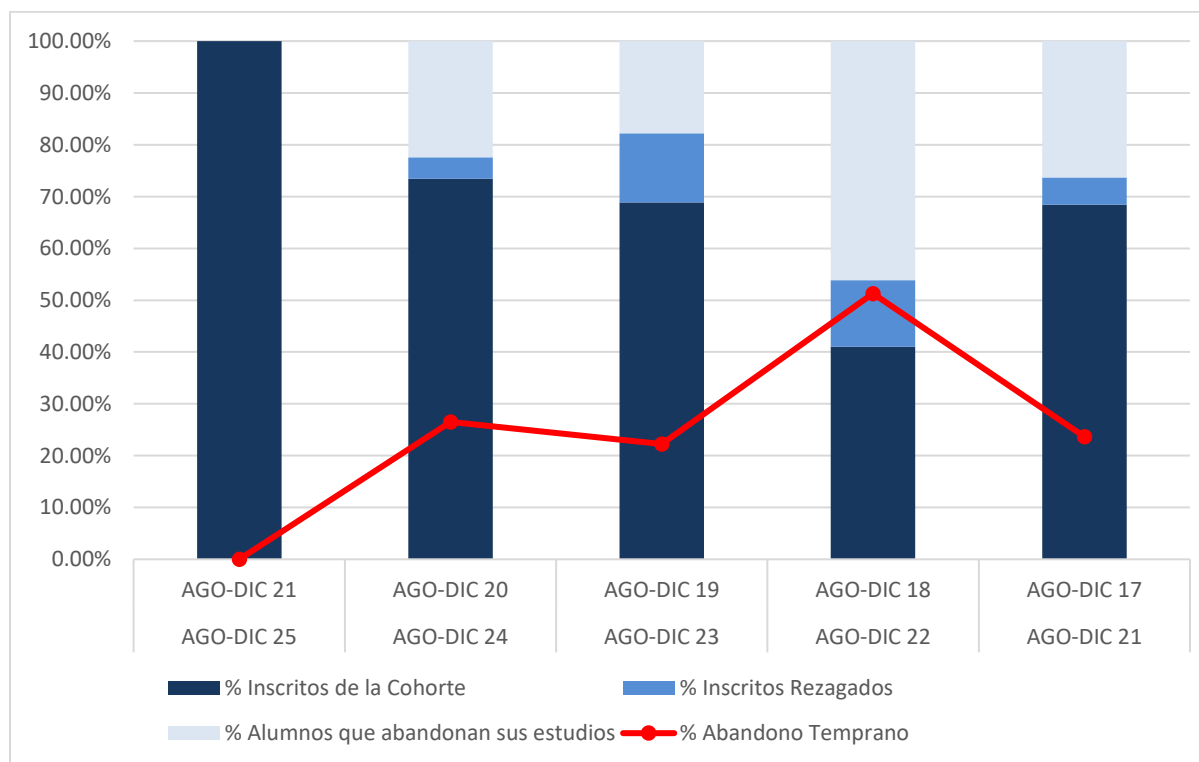


| INDICADOR | COHORTE GENERACIONAL | | | | | | | | | |
|------------------------------------|--------------------------|--------------------------|--------------------------|--------------------------|--------------------------|--------------------------|--------------------------|--------------------------|--------------------------|--------------------------|
| | AGO-DIC 21 ENE-JUN 26 | ENE-JUN 21 AGO-DIC 25 | AGO-DIC 20 ENE-JUN 25 | ENE-JUN 20 AGO-DIC 24 | AGO-DIC 19 ENE-JUN 24 | ENE-JUN 19 AGO-DIC 23 | AGO-DIC 18 ENE-JUN 23 | ENE-JUN 18 AGO-DIC 22 | AGO-DIC 17 ENE-JUN 22 | ENE-JUN 17 AGO-DIC 21 |
| Inscritos de Nuevo Ingreso | 48 | 50 | 49 | 49 | 48 | 41 | 39 | 38 | 39 | 44 |
| Inscritos de la Cohorte | 48 100.00% | 47 94.00% | 36 73.47% | 36 73.47% | 35 72.92% | 24 58.54% | 28 71.79% | 28 73.68% | 30 76.92% | 30 68.18% |
| Inscritos Rezagados | 0 0.00% | 1 2.00% | 3 6.12% | 1 2.04% | 2 4.17% | 6 14.63% | 4 10.26% | 5 13.16% | 2 5.13% | 7 15.91% |
| Alumnos que abandonan sus estudios | 0 0.00% | 2 4.00% | 10 20.41% | 12 24.49% | 11 22.92% | 11 26.83% | 7 17.95% | 5 13.16% | 7 17.95% | 7 15.91% |
| Abandono Temprano | No Disp. -- | No disp. -- | 13 26.53% | 9 18.37% | 6 12.50% | 12 29.27% | 4 10.26% | 5 13.16% | 7 17.95% | 8 18.18% |
| Semestre Actual | 1° | 2° | 3° | 4° | 5° | 6° | 7° | 8° | 9° | 10° |

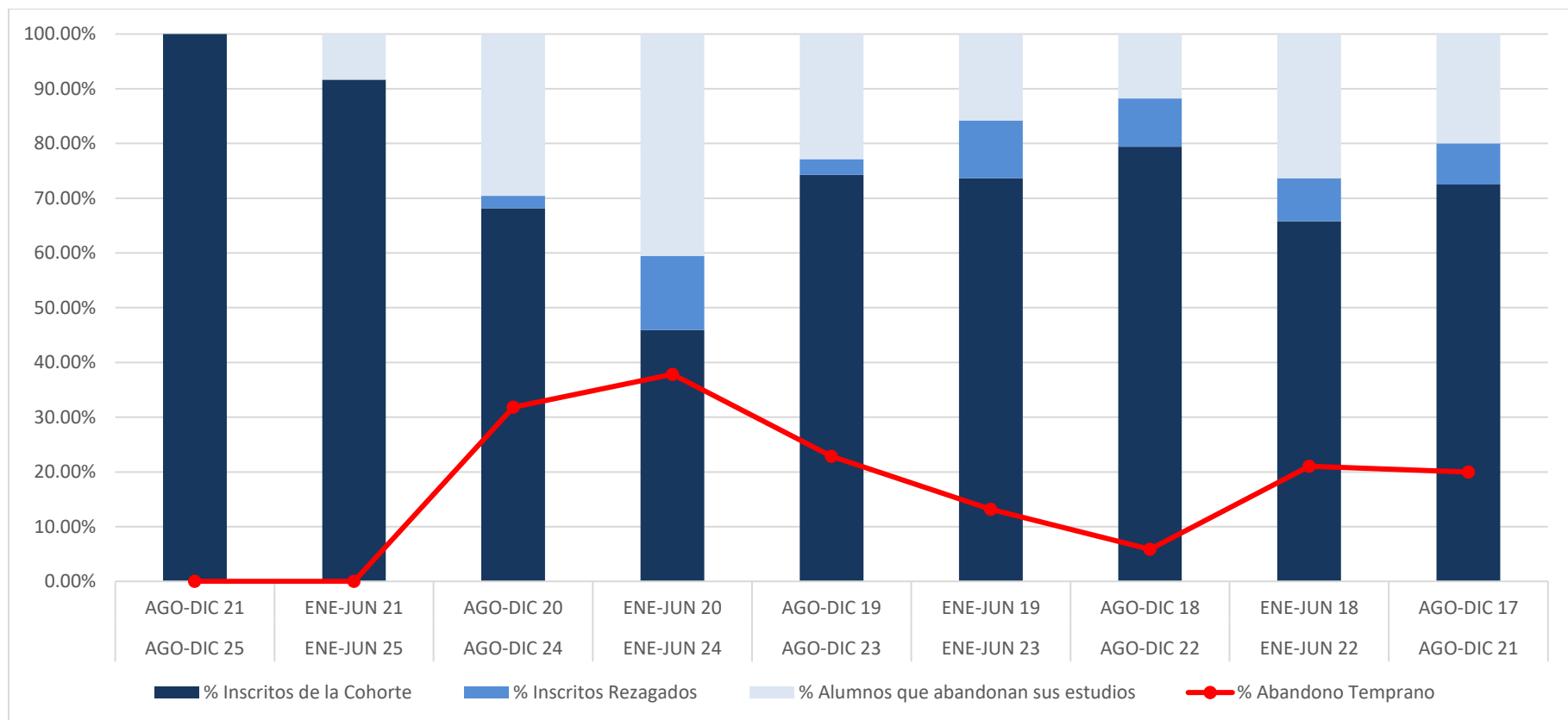


Centro de Ciencias del Diseño y de la Construcción
Diseño de Interiores

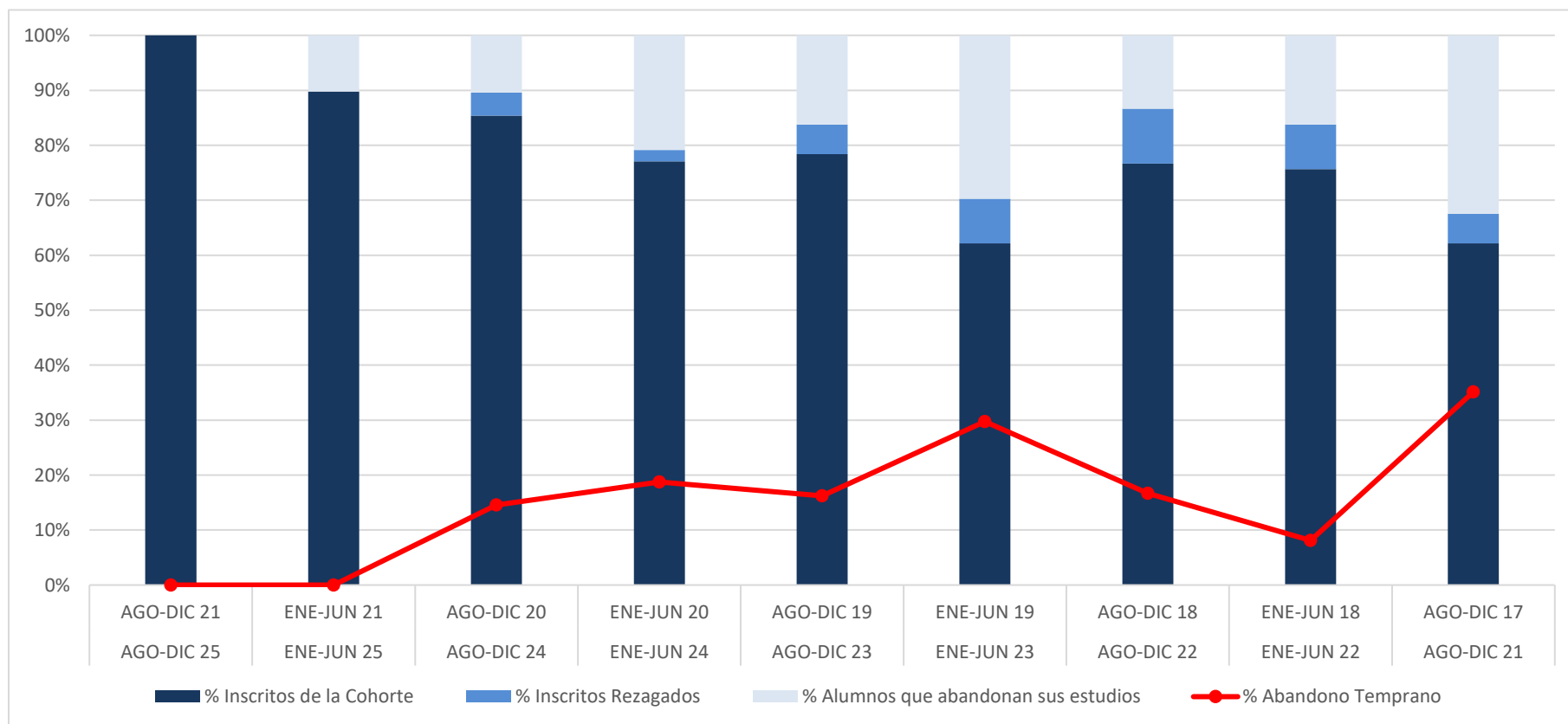
| INDICADOR | COHORTE GENERACIONAL | | | | | | | | | |
|------------------------------------|----------------------|------------|------------|------------|------------|------------|------------|------------|------------|--------|
| | AGO-DIC 21 | | AGO-DIC 20 | | AGO-DIC 19 | | AGO-DIC 18 | | AGO-DIC 17 | |
| | AGO-DIC 25 | AGO-DIC 24 | AGO-DIC 23 | AGO-DIC 22 | AGO-DIC 21 | AGO-DIC 20 | AGO-DIC 19 | AGO-DIC 18 | AGO-DIC 17 | |
| Inscritos de Nuevo Ingreso | 45 | | 49 | | 45 | | 39 | | 38 | |
| Inscritos de la Cohorte | 45 | 100.00% | 36 | 73.47% | 31 | 68.89% | 16 | 41.03% | 26 | 68.42% |
| Inscritos Rezagados | 0 | 0.00% | 2 | 4.08% | 6 | 13.33% | 5 | 12.82% | 2 | 5.26% |
| Alumnos que abandonan sus estudios | 0 | 0.00% | 11 | 22.45% | 8 | 17.78% | 18 | 46.15% | 10 | 26.32% |
| Abandono Temprano | No Disp! | -- | 13 | 26.53% | 10 | 22.22% | 20 | 51.28% | 9 | 23.68% |
| Semestre Actual | 1° | | 3° | | 5° | | 7° | | 9° | |



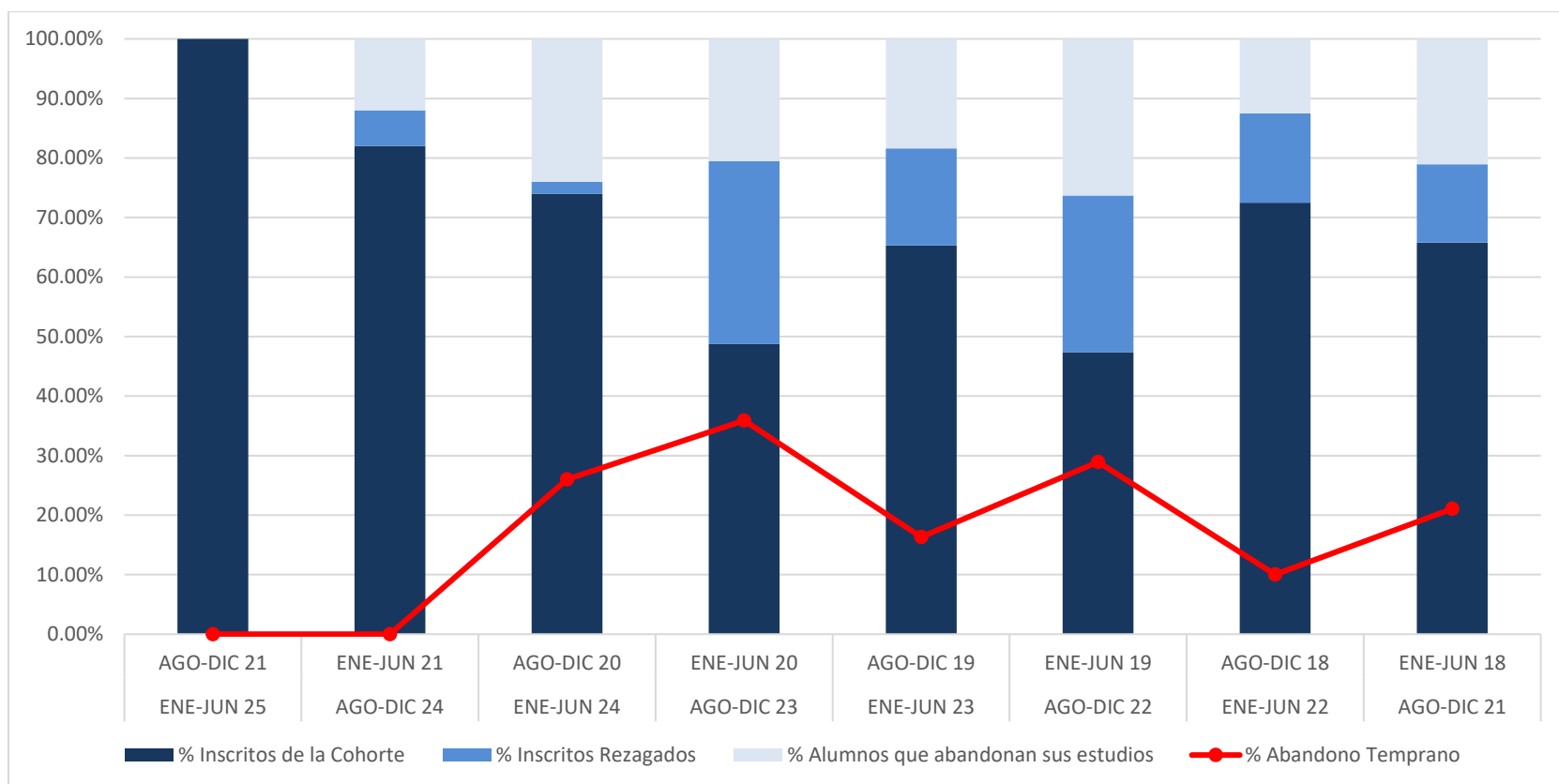
| INDICADOR | COHORTE GENERACIONAL | | | | | | | | | |
|------------------------------------|--------------------------|--------------------------|--------------------------|--------------------------|--------------------------|--------------------------|--------------------------|--------------------------|--------------------------|--|
| | AGO-DIC 21 AGO-DIC 25 | ENE-JUN 21 ENE-JUN 25 | AGO-DIC 20 AGO-DIC 24 | ENE-JUN 20 ENE-JUN 24 | AGO-DIC 19 AGO-DIC 23 | ENE-JUN 19 ENE-JUN 23 | AGO-DIC 18 AGO-DIC 22 | ENE-JUN 18 ENE-JUN 22 | AGO-DIC 17 AGO-DIC 21 | |
| Inscritos de Nuevo Ingreso | 48 | 48 | 44 | 37 | 35 | 38 | 34 | 38 | 40 | |
| Inscritos de la Cohorte | 48 100.00% | 44 91.67% | 30 68.18% | 17 45.95% | 26 74.29% | 28 73.68% | 27 79.41% | 25 65.79% | 29 72.50% | |
| Inscritos Rezagados | 0 0.00% | 0 0.00% | 1 2.27% | 5 13.51% | 1 2.86% | 4 10.53% | 3 8.82% | 3 7.89% | 3 7.50% | |
| Alumnos que abandonan sus estudios | 0 0.00% | 4 8.33% | 13 29.55% | 15 40.54% | 8 22.86% | 6 15.79% | 4 11.76% | 10 26.32% | 8 20.00% | |
| Abandono Temprano | No Disp -- | No Disp -- | 14 31.82% | 14 37.84% | 8 22.86% | 5 13.16% | 2 5.88% | 8 21.05% | 8 20.00% | |
| Semestre Actual | 1° | 2° | 3° | 4° | 5° | 6° | 7° | 8° | 9° | |



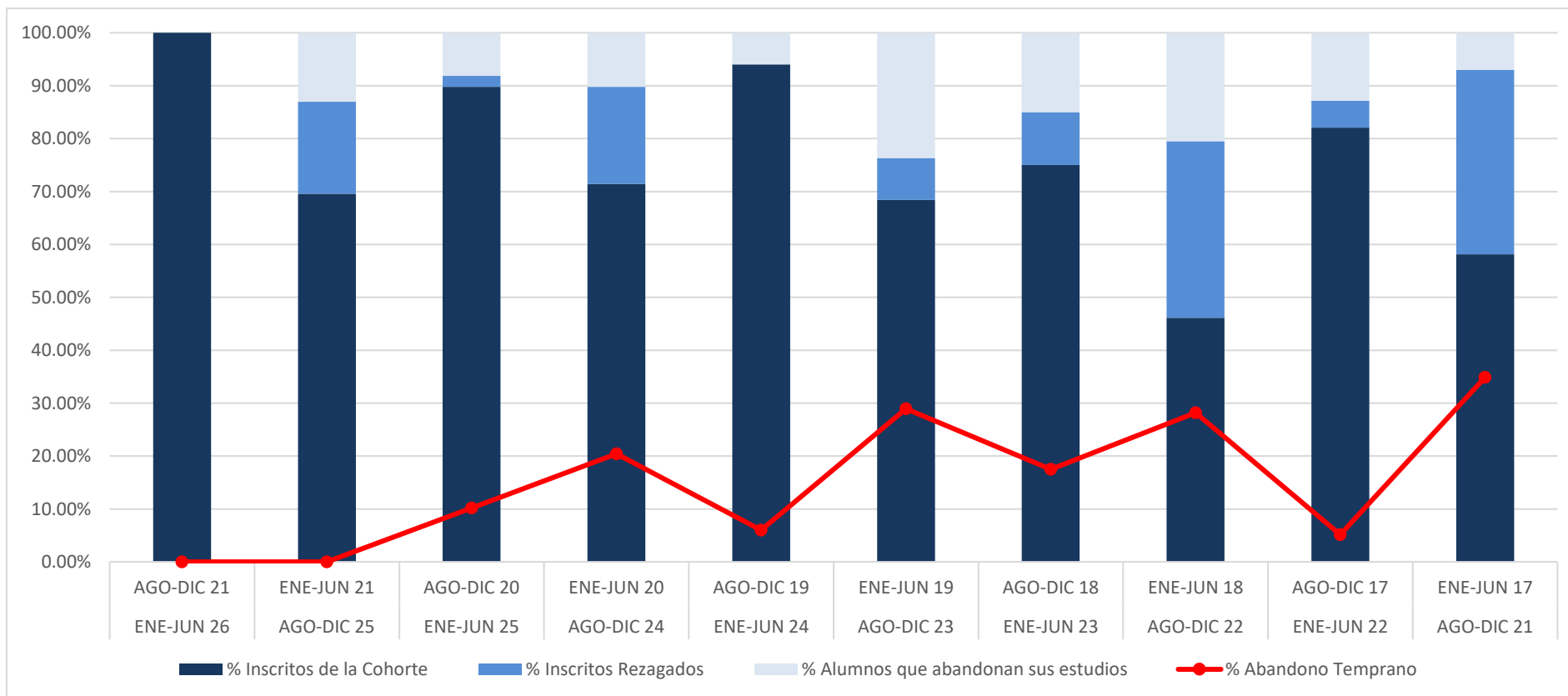
| INDICADOR | COHORTE GENERACIONAL | | | | | | | | | |
|------------------------------------|--------------------------|--------------------------|--------------------------|--------------------------|--------------------------|--------------------------|--------------------------|--------------------------|--------------------------|--|
| | AGO-DIC 21 AGO-DIC 25 | ENE-JUN 21 ENE-JUN 25 | AGO-DIC 20 AGO-DIC 24 | ENE-JUN 20 ENE-JUN 24 | AGO-DIC 19 AGO-DIC 23 | ENE-JUN 19 ENE-JUN 23 | AGO-DIC 18 AGO-DIC 22 | ENE-JUN 18 ENE-JUN 22 | AGO-DIC 17 AGO-DIC 21 | |
| Inscritos de Nuevo Ingreso | 46 | 49 | 48 | 48 | 37 | 37 | 30 | 37 | 37 | |
| Inscritos de la Cohorte | 46 100.00% | 44 89.80% | 41 85.42% | 37 77.08% | 29 78.38% | 23 62.16% | 23 76.67% | 28 75.68% | 23 62.16% | |
| Inscritos Rezagados | 0 0.00% | 0 0.00% | 2 4.17% | 1 2.08% | 2 5.41% | 3 8.11% | 3 10.00% | 3 8.11% | 2 5.41% | |
| Alumnos que abandonan sus estudios | 0 0.00% | 5 10.20% | 5 10.42% | 10 20.83% | 6 16.22% | 11 29.73% | 4 13.33% | 6 16.22% | 12 32.43% | |
| Abandono Temprano | No disp. -- | No disp. -- | 7 14.58% | 9 18.75% | 6 16.22% | 11 29.73% | 5 16.67% | 3 8.11% | 13 35.14% | |
| Semestre Actual | 1° | 2° | 3° | 4° | 5° | 6° | 7° | 8° | 9° | |



| INDICADOR | COHORTE GENERACIONAL | | | | | | | |
|------------------------------------|----------------------|---------------|-------------|-------------|-------------|-------------|-------------|-------------|
| | AGO-DIC 21 | ENE-JUN 21 | AGO-DIC 20 | ENE-JUN 20 | AGO-DIC 19 | ENE-JUN 19 | AGO-DIC 18 | ENE-JUN 18 |
| | ENE-JUN 25 | AGO-DIC 24 | ENE-JUN 24 | AGO-DIC 23 | ENE-JUN 23 | AGO-DIC 22 | ENE-JUN 22 | AGO-DIC 21 |
| Inscritos de Nuevo Ingreso | 49 | 50 | 50 | 39 | 49 | 38 | 40 | 38 |
| Inscritos de la Cohorte | 49 100.00% | 41 82.00% | 37 74.00% | 19 48.72% | 32 65.31% | 18 47.37% | 29 72.50% | 25 65.79% |
| Inscritos Rezagados | 0 0.00% | 3 6.00% | 1 2.00% | 12 30.77% | 8 16.33% | 10 26.32% | 6 15.00% | 5 13.16% |
| Alumnos que abandonan sus estudios | 0 0.00% | 6 12.00% | 12 24.00% | 8 20.51% | 9 18.37% | 10 26.32% | 5 12.50% | 8 21.05% |
| Abandono Temprano | No Disp. -- | No Disp. -- | 13 26.00% | 14 35.90% | 8 16.33% | 11 28.95% | 4 10.00% | 8 21.05% |
| Semestre Actual | 1° | 2° | 3° | 4° | 5° | 6° | 7° | 8° |

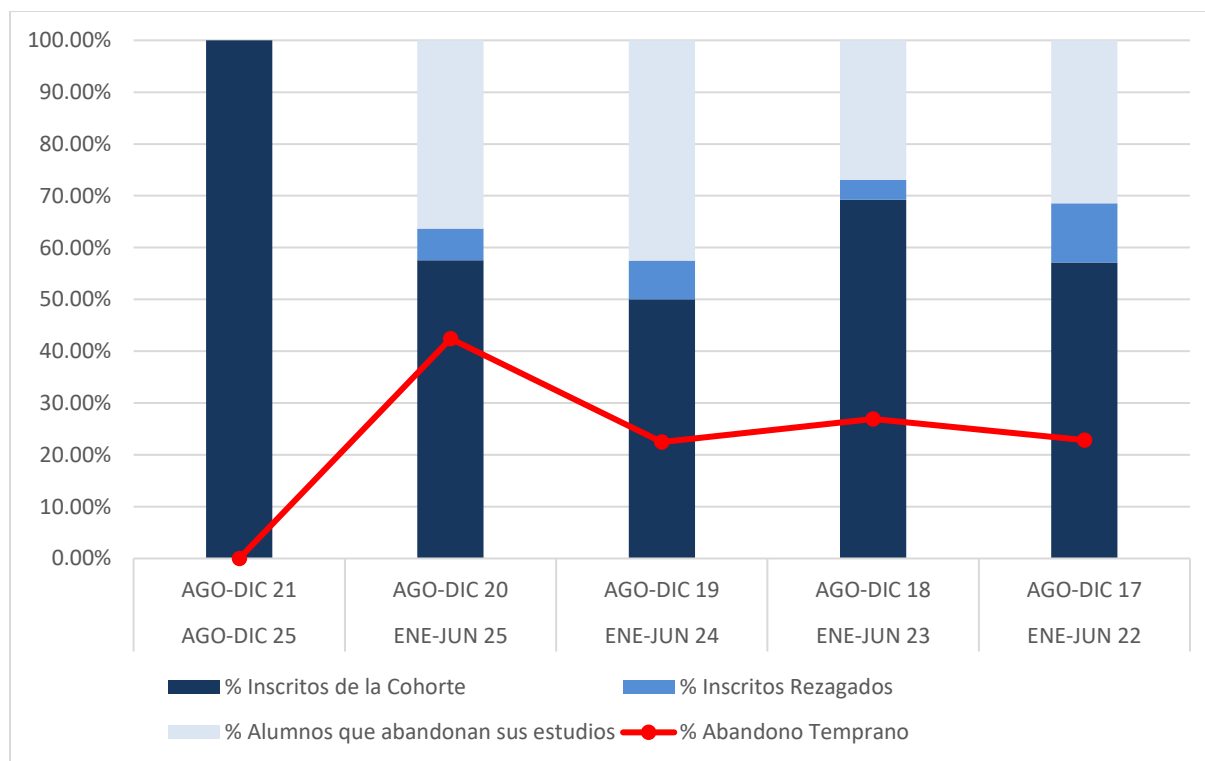


| INDICADOR | COHORTE GENERACIONAL | | | | | | | | | | | | | | | | | | | |
|------------------------------------|--------------------------|--------------------------|--------------------------|--------------------------|--------------------------|--------------------------|--------------------------|--------------------------|--------------------------|--------------------------|----|--------|----|--------|----|--------|----|--------|-----|--------|
| | AGO-DIC 21 ENE-JUN 26 | ENE-JUN 21 AGO-DIC 25 | AGO-DIC 20 ENE-JUN 25 | ENE-JUN 20 AGO-DIC 24 | AGO-DIC 19 ENE-JUN 24 | ENE-JUN 19 AGO-DIC 23 | AGO-DIC 18 ENE-JUN 23 | ENE-JUN 18 AGO-DIC 22 | AGO-DIC 17 ENE-JUN 22 | ENE-JUN 17 AGO-DIC 21 | | | | | | | | | | |
| Inscritos de Nuevo Ingreso | 45 | | 46 | | 49 | | 49 | | 50 | | 38 | | 40 | | 39 | | 39 | | 43 | |
| Inscritos de la Cohorte | 45 | 100.00% | 32 | 69.57% | 44 | 89.80% | 35 | 71.43% | 47 | 94.00% | 26 | 68.42% | 30 | 75.00% | 18 | 46.15% | 32 | 82.05% | 25 | 58.14% |
| Inscritos Rezagados | 0 | 0.00% | 8 | 17.39% | 1 | 2.04% | 9 | 18.37% | 0 | 0.00% | 3 | 7.89% | 4 | 10.00% | 13 | 33.33% | 2 | 5.13% | 15 | 34.88% |
| Alumnos que abandonan sus estudios | 0 | 0.00% | 6 | 13.04% | 4 | 8.16% | 5 | 10.20% | 3 | 6.00% | 9 | 23.68% | 6 | 15.00% | 8 | 20.51% | 5 | 12.82% | 3 | 6.98% |
| Abandono Temprano | No Disp. | -- | No Disp. | -- | 5 | 10.20% | 10 | 20.41% | 3 | 6.00% | 11 | 28.95% | 7 | 17.50% | 11 | 28.21% | 2 | 5.13% | 15 | 34.88% |
| Semestre Actual | 1° | | 2° | | 3° | | 4° | | 5° | | 6° | | 7° | | 8° | | 9° | | 10° | |

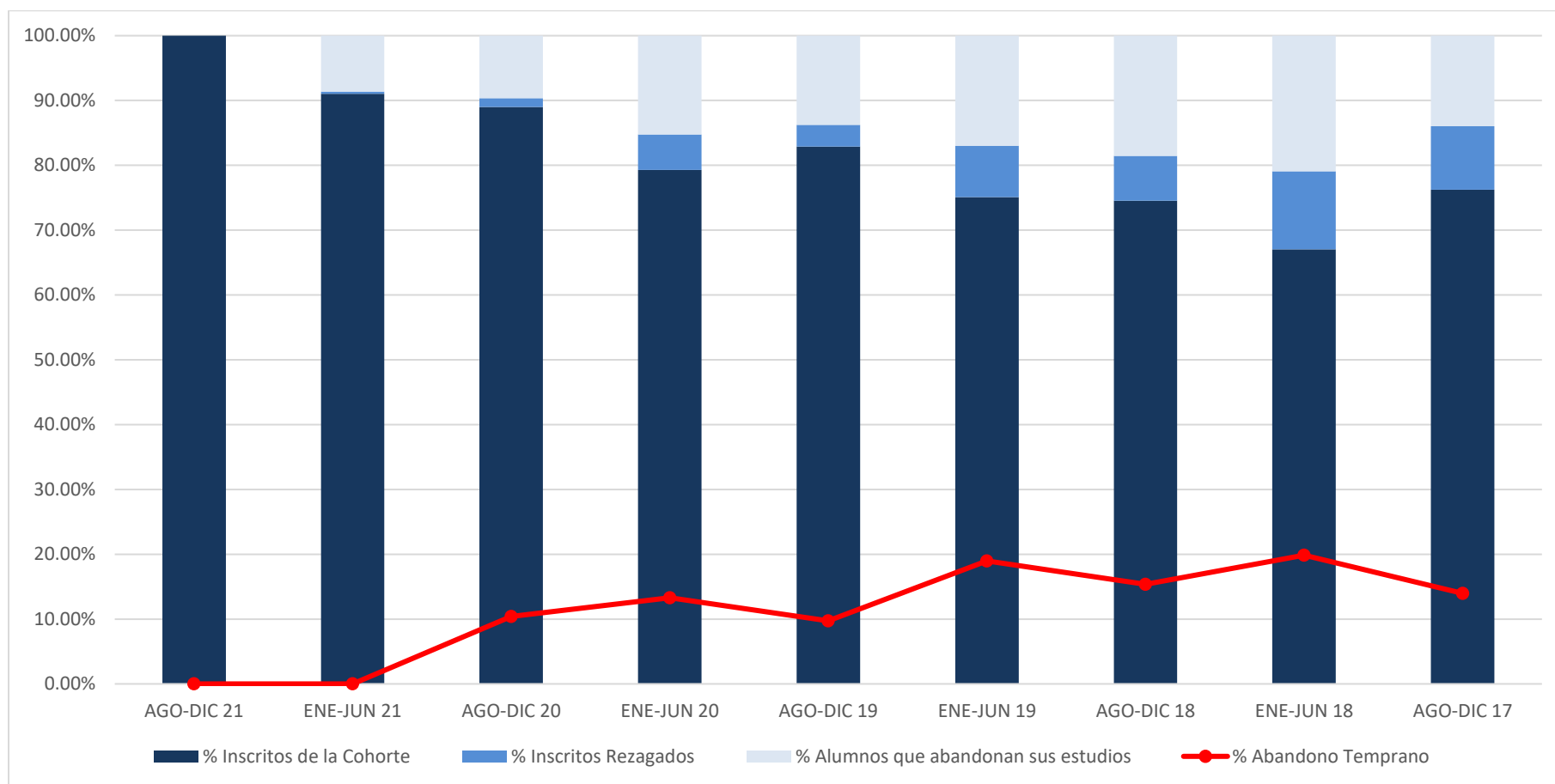


Centro de Ciencias del Diseño y de la Construcción
Urbanismo

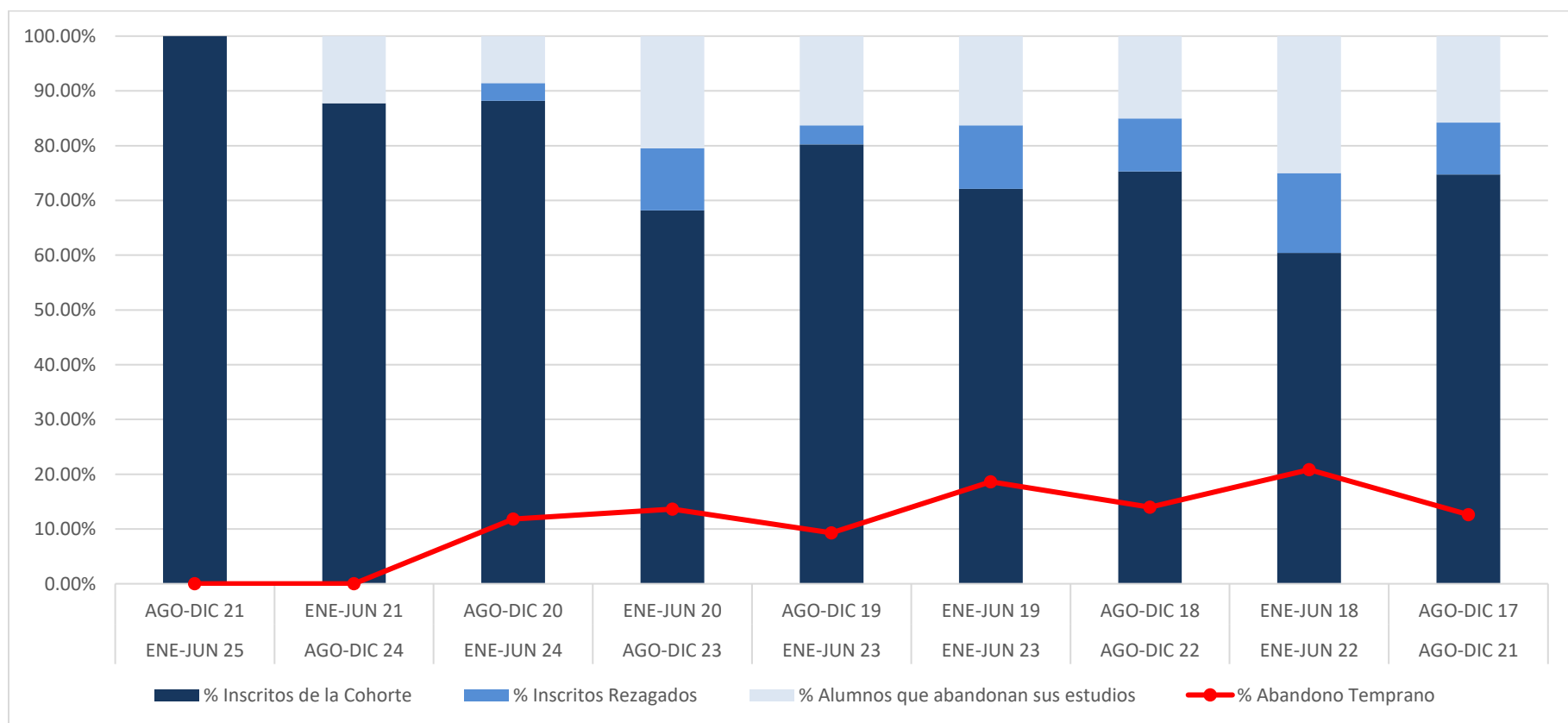
| INDICADOR | COHORTE GENERACIONAL | | | | | | | | | |
|------------------------------------|----------------------|---------|------------|--------|------------|--------|------------|--------|------------|--------|
| | AGO-DIC 21 | | AGO-DIC 20 | | AGO-DIC 19 | | AGO-DIC 18 | | AGO-DIC 17 | |
| | AGO-DIC 25 | | ENE-JUN 25 | | ENE-JUN 24 | | ENE-JUN 23 | | ENE-JUN 22 | |
| Inscritos de Nuevo Ingreso | 22 | | 33 | | 40 | | 26 | | 35 | |
| Inscritos de la Cohorte | 22 | 100.00% | 19 | 57.58% | 20 | 50.00% | 18 | 69.23% | 20 | 57.14% |
| Inscritos Rezagados | 0 | 0.00% | 2 | 6.06% | 3 | 7.50% | 1 | 3.85% | 4 | 11.43% |
| Alumnos que abandonan sus estudios | 0 | 0.00% | 12 | 36.36% | 17 | 42.50% | 7 | 26.92% | 11 | 31.43% |
| Abandono Temprano | No Disp. | -- | 14 | 42.42% | 9 | 22.50% | 7 | 26.92% | 8 | 22.86% |
| Semestre Actual | 1° | | 3° | | 5° | | 7° | | 9° | |



| INDICADOR | SEMESTRE DE INGRESO | | | | | | | | | | | | | | | | | |
|------------------------------------|---------------------|---------|------------|--------|------------|--------|------------|--------|------------|--------|------------|--------|------------|--------|------------|--------|------------|--------|
| | AGO-DIC 21 | | ENE-JUN 21 | | AGO-DIC 20 | | ENE-JUN 20 | | AGO-DIC 19 | | ENE-JUN 19 | | AGO-DIC 18 | | ENE-JUN 18 | | AGO-DIC 17 | |
| Inscritos de Nuevo Ingreso | 519 | | 290 | | 519 | | 256 | | 473 | | 253 | | 534 | | 282 | | 143 | |
| Inscritos de la Cohorte | 519 | 100.00% | 264 | 91.03% | 462 | 89.02% | 203 | 79.30% | 392 | 82.88% | 190 | 75.10% | 398 | 74.53% | 189 | 67.02% | 109 | 76.22% |
| Inscritos Rezagados | 0 | 0.00% | 1 | 0.34% | 7 | 1.35% | 14 | 5.47% | 16 | 3.38% | 20 | 7.91% | 37 | 6.93% | 34 | 12.06% | 14 | 9.79% |
| Alumnos que abandonan sus estudios | 0 | 0.00% | 25 | 8.62% | 50 | 9.63% | 39 | 15.23% | 65 | 13.74% | 43 | 17.00% | 99 | 18.54% | 59 | 20.92% | 20 | 13.99% |
| Abandono Temprano | No Disp | -- | No Disp | -- | 57 | 10.98% | 34 | 13.28% | 46 | 9.73% | 48 | 18.97% | 82 | 15.36% | 56 | 19.86% | 20 | 13.99% |
| Semestre Actual | 1° | | 2° | | 3° | | 4° | | 5° | | 6° | | 7° | | 8° | | 9° | |

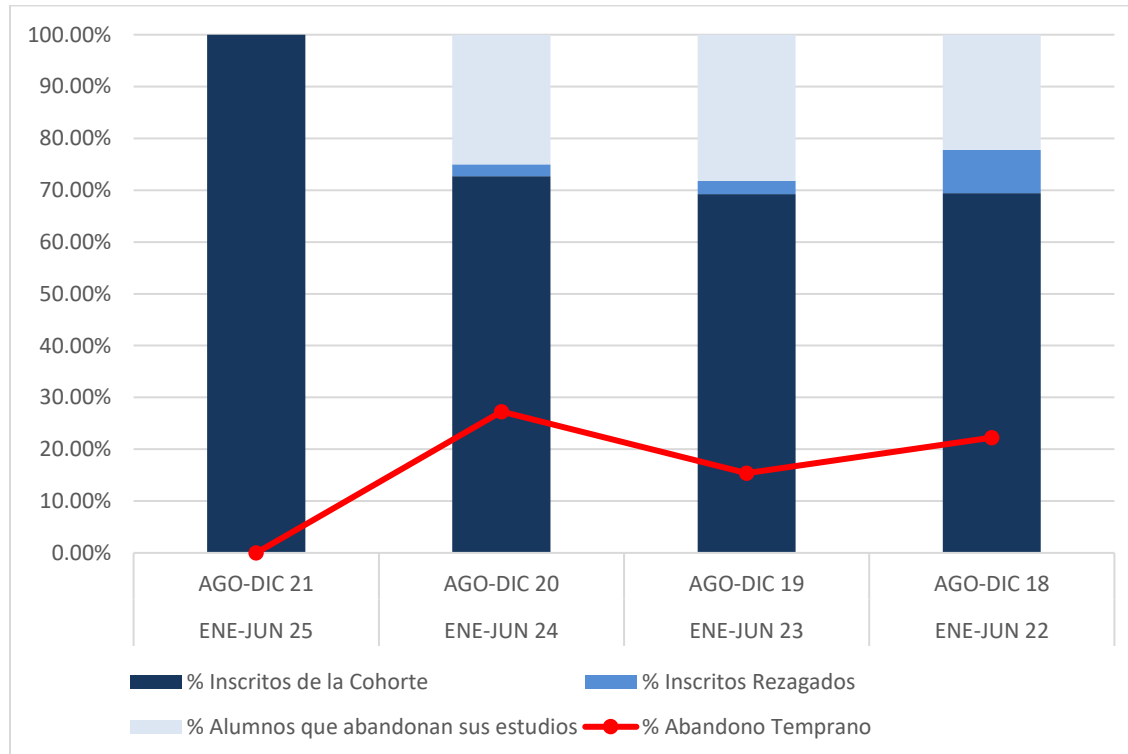


| INDICADOR | COHORTE GENERACIONAL | | | | | | | | | |
|------------------------------------|--------------------------|--------------------------|--------------------------|--------------------------|--------------------------|--------------------------|--------------------------|--------------------------|--------------------------|--|
| | AGO-DIC 21 ENE-JUN 25 | ENE-JUN 21 AGO-DIC 24 | AGO-DIC 20 ENE-JUN 24 | ENE-JUN 20 AGO-DIC 23 | AGO-DIC 19 ENE-JUN 23 | ENE-JUN 19 ENE-JUN 23 | AGO-DIC 18 AGO-DIC 22 | ENE-JUN 18 ENE-JUN 22 | AGO-DIC 17 AGO-DIC 21 | |
| Inscritos de Nuevo Ingreso | 93 | 49 | 93 | 44 | 86 | 43 | 93 | 48 | 95 | |
| Inscritos de la Cohorte | 93 100.00% | 43 87.76% | 82 88.17% | 30 68.18% | 69 80.23% | 31 72.09% | 70 75.27% | 29 60.42% | 71 74.74% | |
| Inscritos Rezagados | 0 0.00% | 0 0.00% | 3 3.23% | 5 11.36% | 3 3.49% | 5 11.63% | 9 9.68% | 7 14.58% | 9 9.47% | |
| Alumnos que abandonan sus estudios | 0 0.00% | 6 12.24% | 8 8.60% | 9 20.45% | 14 16.28% | 7 16.28% | 14 15.05% | 12 25.00% | 15 15.79% | |
| Abandono Temprano | No Disp. -- | No Disp. -- | 11 11.83% | 6 13.64% | 8 9.30% | 8 18.60% | 13 13.98% | 10 20.83% | 12 12.63% | |
| Semestre Actual | 1° | 2° | 3° | 4° | 5° | 6° | 7° | 8° | 9° | |

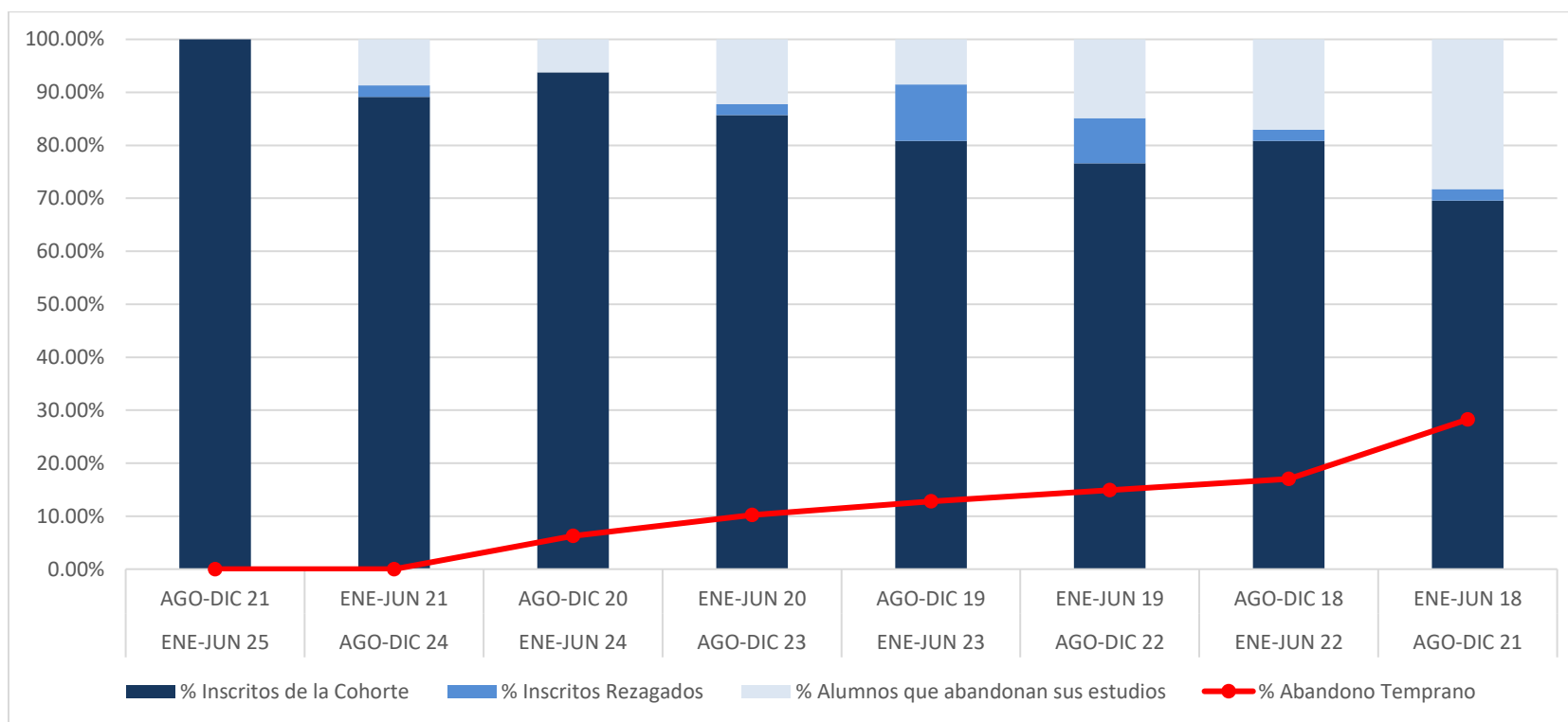


Centro de Ciencias Económicas y Administrativas
Administración de la Producción y Servicios

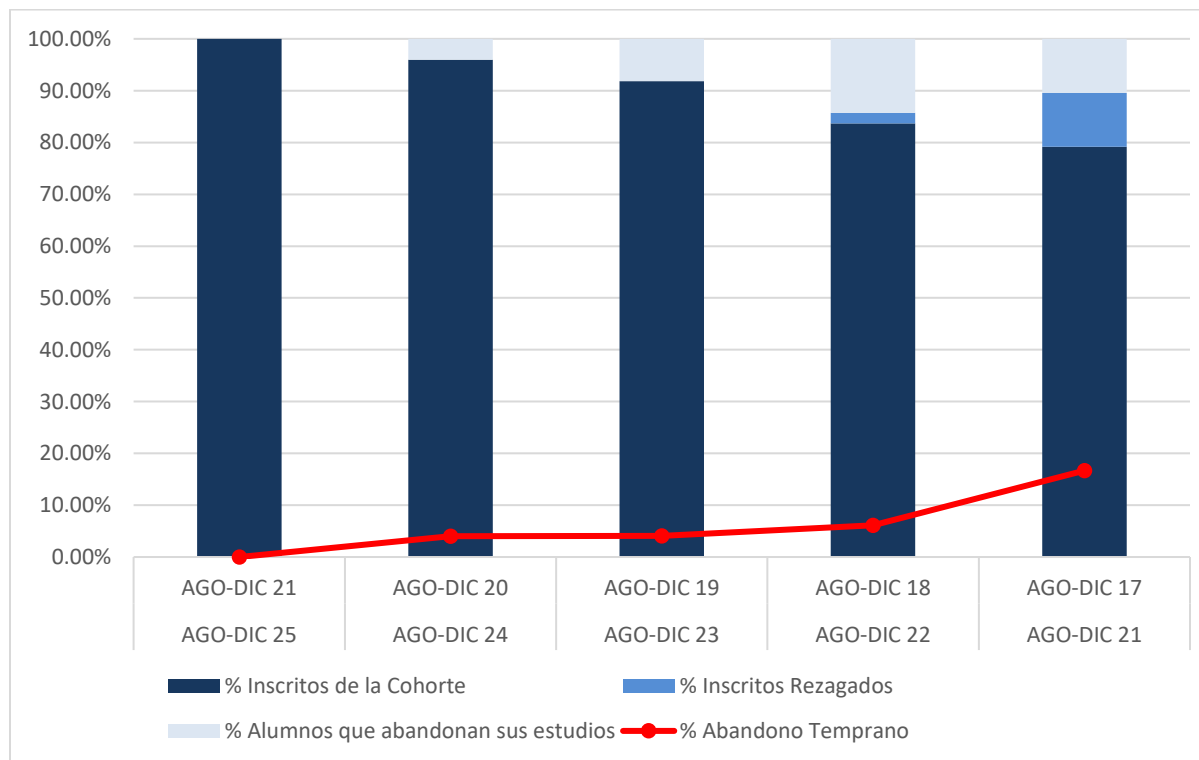
| INDICADOR | COHORTE GENERACIONAL | | | |
|------------------------------------|--------------------------|--------------------------|--------------------------|--------------------------|
| | AGO-DIC 21 ENE-JUN 25 | AGO-DIC 20 ENE-JUN 24 | AGO-DIC 19 ENE-JUN 23 | AGO-DIC 18 ENE-JUN 22 |
| Inscritos de Nuevo Ingreso | 44 | 44 | 39 | 36 |
| Inscritos de la Cohorte | 44 100.00% | 32 72.73% | 27 69.23% | 25 69.44% |
| Inscritos Rezagados | 0 0.00% | 1 2.27% | 1 2.56% | 3 8.33% |
| Alumnos que abandonan sus estudios | 0 0.00% | 11 25.00% | 11 28.21% | 8 22.22% |
| Abandono Temprano | No Disp. -- | 12 27.27% | 6 15.38% | 8 22.22% |
| Semestre Actual | 1° | 3° | 5° | 7° |



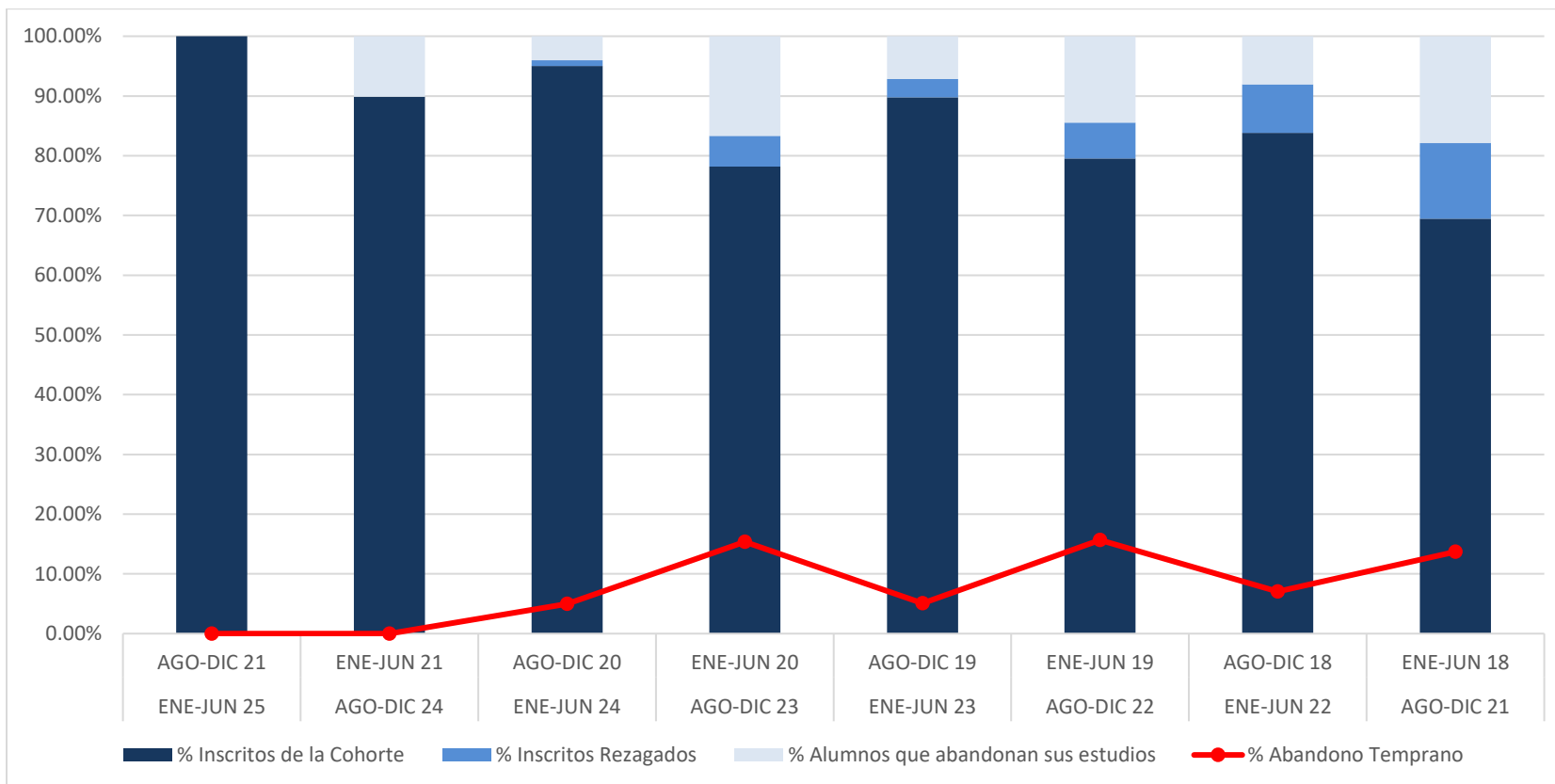
| INDICADOR | COHORTE GENERACIONAL | | | | | | | | | | | | | | | |
|------------------------------------|----------------------|------------|------------|------------|------------|------------|------------|------------|------------|------------|------------|------------|------------|------------|------------|--------|
| | AGO-DIC 21 | | ENE-JUN 21 | | AGO-DIC 20 | | ENE-JUN 20 | | AGO-DIC 19 | | ENE-JUN 19 | | AGO-DIC 18 | | ENE-JUN 18 | |
| | ENE-JUN 25 | AGO-DIC 24 | ENE-JUN 24 | AGO-DIC 23 | ENE-JUN 23 | AGO-DIC 22 | ENE-JUN 22 | AGO-DIC 21 | ENE-JUN 21 | AGO-DIC 20 | ENE-JUN 20 | AGO-DIC 19 | ENE-JUN 19 | AGO-DIC 18 | ENE-JUN 18 | |
| Inscritos de Nuevo Ingreso | 50 | | 46 | | 48 | | 49 | | 47 | | 47 | | 47 | | 46 | |
| Inscritos de la Cohorte | 50 | 100.00% | 41 | 89.13% | 45 | 93.75% | 42 | 85.71% | 38 | 80.85% | 36 | 76.60% | 38 | 80.85% | 32 | 69.57% |
| Inscritos Rezagados | 0 | 0.00% | 1 | 2.17% | 0 | 0.00% | 1 | 2.04% | 5 | 10.64% | 4 | 8.51% | 1 | 2.13% | 1 | 2.17% |
| Alumnos que abandonan sus estudios | 0 | 0.00% | 4 | 8.70% | 3 | 6.25% | 6 | 12.24% | 4 | 8.51% | 7 | 14.89% | 8 | 17.02% | 13 | 28.26% |
| Abandono Temprano | No Disp | -- | No Disp | -- | 3 | 6.25% | 5 | 10.20% | 6 | 12.77% | 7 | 14.89% | 8 | 17.02% | 13 | 28.26% |
| Semestre Actual | 1° | | 2° | | 3° | | 4° | | 5° | | 6° | | 7° | | 8° | |



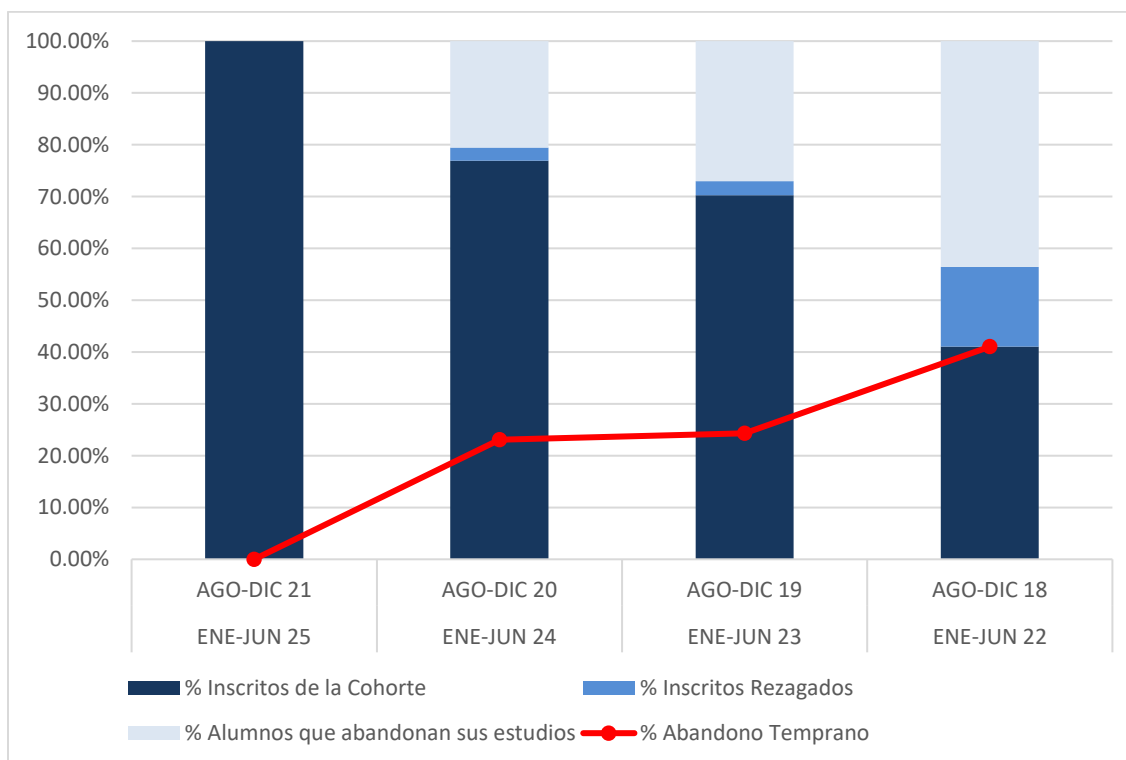
| INDICADOR | COHORTE GENERACIONAL | | | | | | | | | |
|------------------------------------|----------------------|------------|------------|------------|------------|------------|------------|------------|------------|--------|
| | AGO-DIC 21 | | AGO-DIC 20 | | AGO-DIC 19 | | AGO-DIC 18 | | AGO-DIC 17 | |
| | AGO-DIC 25 | AGO-DIC 24 | AGO-DIC 23 | AGO-DIC 22 | AGO-DIC 21 | AGO-DIC 20 | AGO-DIC 19 | AGO-DIC 18 | AGO-DIC 17 | |
| Inscritos de Nuevo Ingreso | 46 | | 50 | | 49 | | 49 | | 48 | |
| Inscritos de la Cohorte | 46 | 100.00% | 48 | 96.00% | 45 | 91.84% | 41 | 83.67% | 38 | 79.17% |
| Inscritos Rezagados | 0 | 0.00% | 0 | 0.00% | 0 | 0.00% | 1 | 2.04% | 5 | 10.42% |
| Alumnos que abandonan sus estudios | 0 | 0.00% | 2 | 4.00% | 4 | 8.16% | 7 | 14.29% | 5 | 10.42% |
| Abandono Temprano | No Displ | -- | 2 | 4.00% | 2 | 4.08% | 3 | 6.12% | 8 | 16.67% |
| Semestre Actual | 1° | | 3° | | 5° | | 7° | | 9° | |



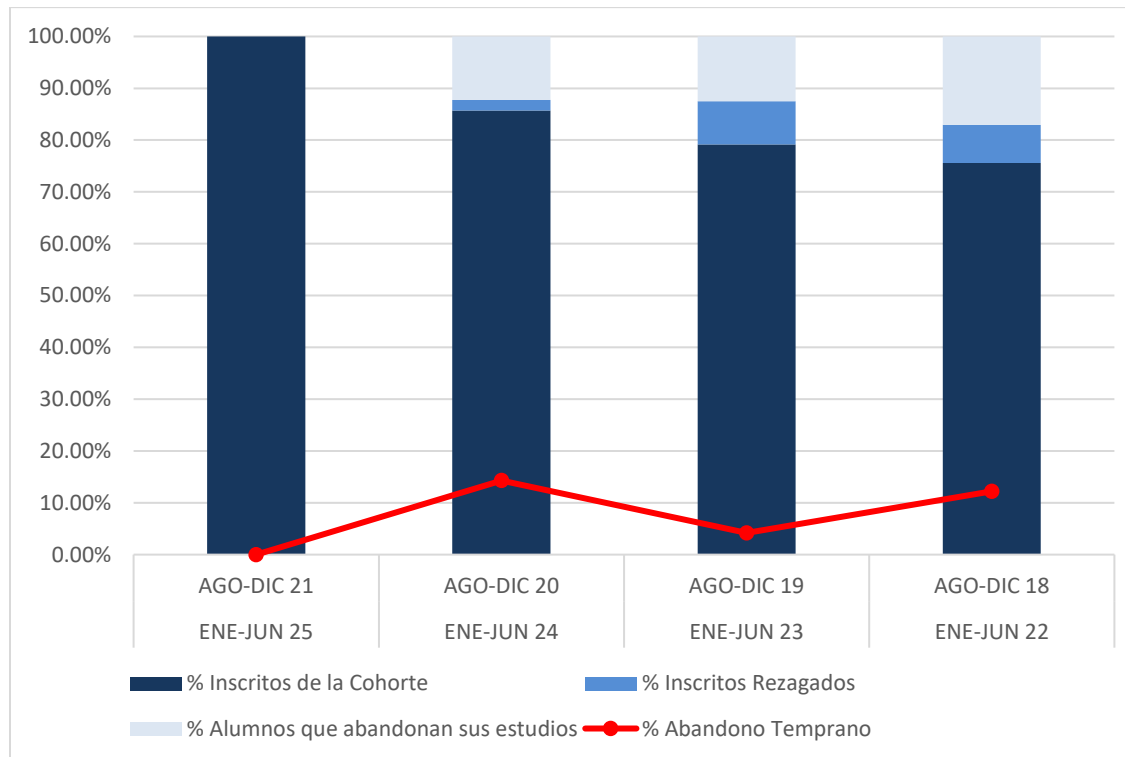
| INDICADOR | COHORTE GENERACIONAL | | | | | | | | | | | | | | | |
|------------------------------------|----------------------|------------|------------|------------|------------|------------|------------|------------|------------|--------|------------|--------|------------|--------|------------|--------|
| | AGO-DIC 21 | | ENE-JUN 21 | | AGO-DIC 20 | | ENE-JUN 20 | | AGO-DIC 19 | | ENE-JUN 19 | | AGO-DIC 18 | | ENE-JUN 18 | |
| | ENE-JUN 25 | AGO-DIC 24 | ENE-JUN 24 | AGO-DIC 23 | ENE-JUN 23 | AGO-DIC 22 | ENE-JUN 22 | AGO-DIC 21 | | | | | | | | |
| Inscritos de Nuevo Ingreso | 98 | | 99 | | 100 | | 78 | | 98 | | 83 | | 99 | | 95 | |
| Inscritos de la Cohorte | 98 | 100.00% | 89 | 89.90% | 95 | 95.00% | 61 | 78.21% | 88 | 89.80% | 66 | 79.52% | 83 | 83.84% | 66 | 69.47% |
| Inscritos Rezagados | 0 | 0.00% | 0 | 0.00% | 1 | 1.00% | 4 | 5.13% | 3 | 3.06% | 5 | 6.02% | 8 | 8.08% | 12 | 12.63% |
| Alumnos que abandonan sus estudios | 0 | 0.00% | 10 | 10.10% | 4 | 4.00% | 13 | 16.67% | 7 | 7.14% | 12 | 14.46% | 8 | 8.08% | 17 | 17.89% |
| Abandono Temprano | No Disp. | -- | No Disp. | -- | 5 | 5.00% | 12 | 15.38% | 5 | 5.10% | 13 | 15.66% | 7 | 7.07% | 13 | 13.68% |
| Semestre Actual | 1° | | 2° | | 3° | | 4° | | 5° | | 6° | | 7° | | 8° | |



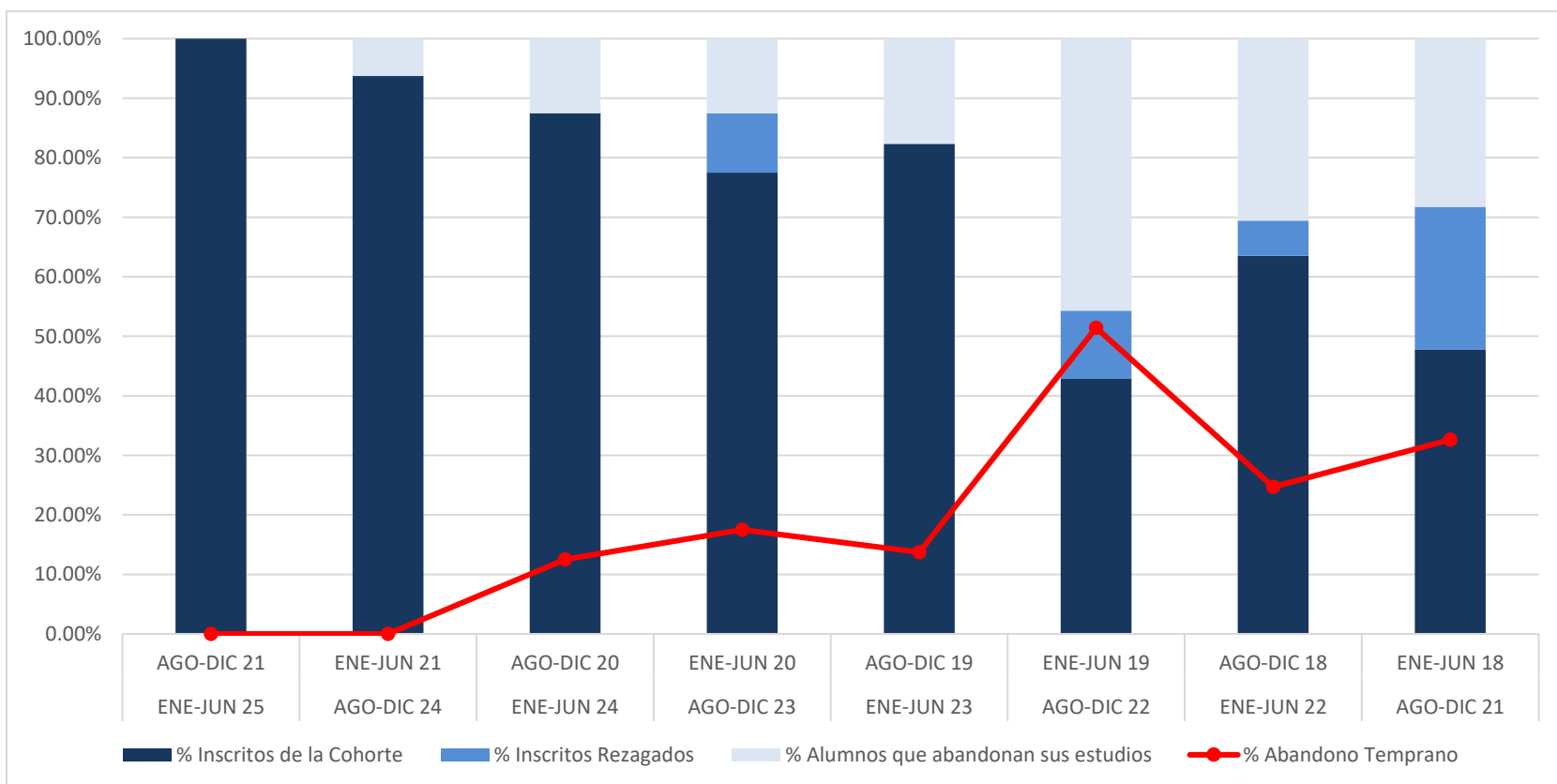
| INDICADOR | COHORTE GENERACIONAL | | | |
|------------------------------------|--------------------------|--------------------------|--------------------------|--------------------------|
| | AGO-DIC 21 ENE-JUN 25 | AGO-DIC 20 ENE-JUN 24 | AGO-DIC 19 ENE-JUN 23 | AGO-DIC 18 ENE-JUN 22 |
| Inscritos de Nuevo Ingreso | 45 | 39 | 37 | 39 |
| Inscritos de la Cohorte | 45 100.00% | 30 76.92% | 26 70.27% | 16 41.03% |
| Inscritos Rezagados | 0 0.00% | 1 2.56% | 1 2.70% | 6 15.38% |
| Alumnos que abandonan sus estudios | 0 0.00% | 8 20.51% | 10 27.03% | 17 43.59% |
| Abandono Temprano | No Disp. -- | 9 23.08% | 9 24.32% | 16 41.03% |
| Semestre Actual | 1° | 3° | 5° | 7° |



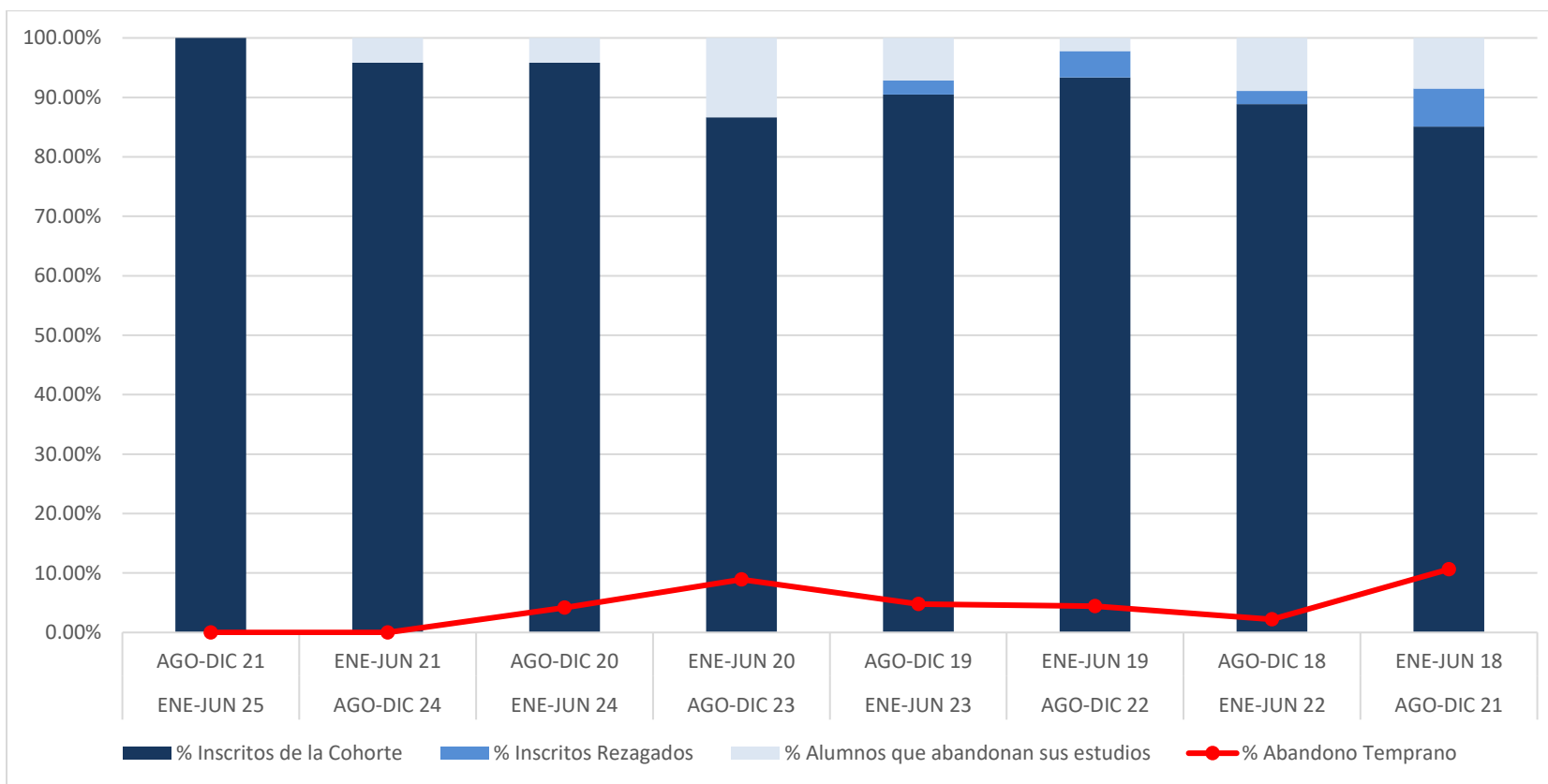
| INDICADOR | COHORTE GENERACIONAL | | | | | | | |
|------------------------------------|--------------------------|---------|--------------------------|--------|--------------------------|--------|--------------------------|--------|
| | AGO-DIC 21 ENE-JUN 25 | | AGO-DIC 20 ENE-JUN 24 | | AGO-DIC 19 ENE-JUN 23 | | AGO-DIC 18 ENE-JUN 22 | |
| Inscritos de Nuevo Ingreso | 46 | | 49 | | 24 | | 41 | |
| Inscritos de la Cohorte | 46 | 100.00% | 42 | 85.71% | 19 | 79.17% | 31 | 75.61% |
| Inscritos Rezagados | 0 | 0.00% | 1 | 2.04% | 2 | 8.33% | 3 | 7.32% |
| Alumnos que abandonan sus estudios | 0 | 0.00% | 6 | 12.24% | 3 | 12.50% | 7 | 17.07% |
| Abandono Temprano | No Disp. | -- | 7 | 14.29% | 1 | 4.17% | 5 | 12.20% |
| Semestre Actual | 1° | | 3° | | 5° | | 7° | |



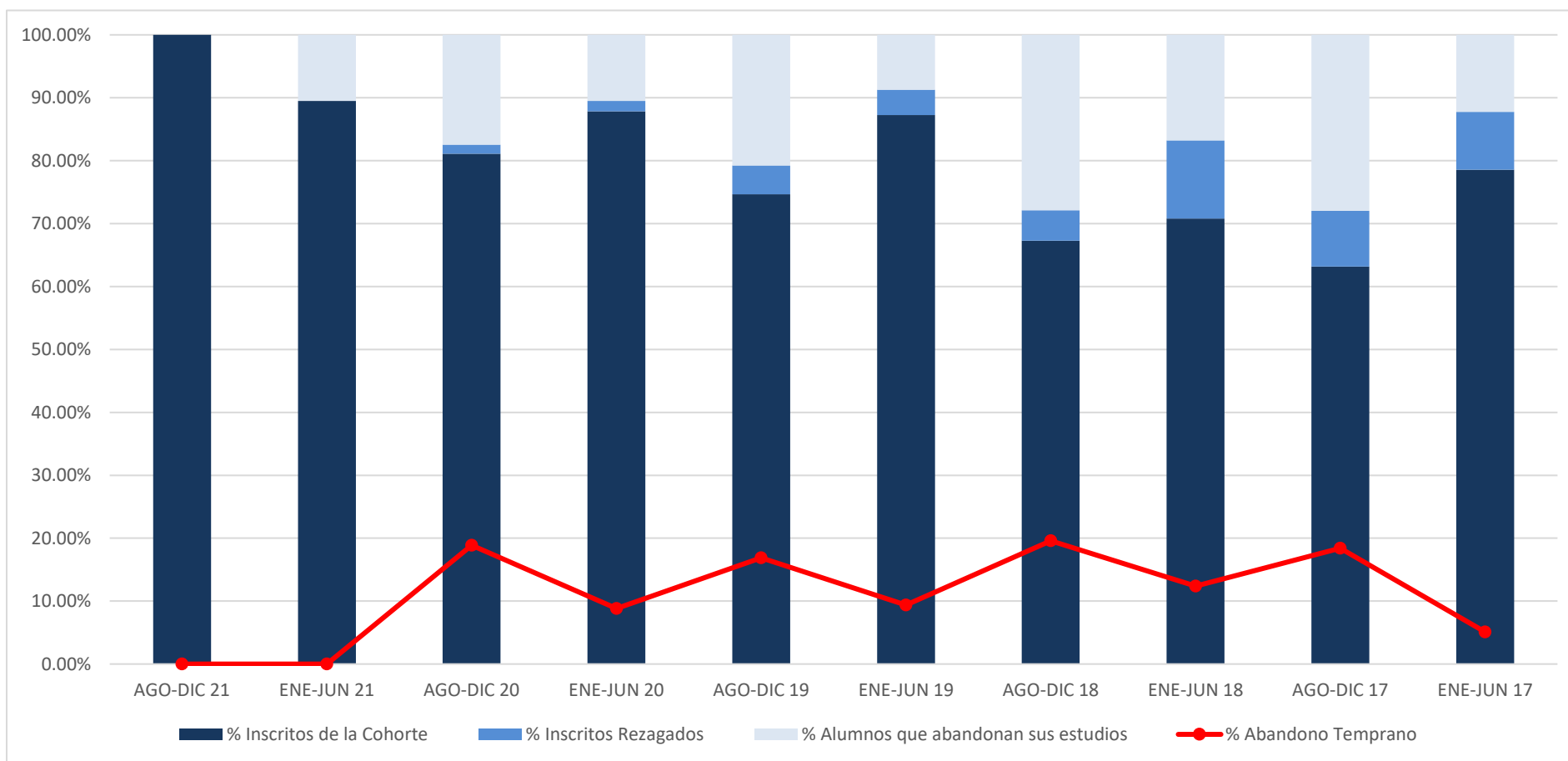
| INDICADOR | COHORTE GENERACIONAL | | | | | | | | | | | | | | | |
|------------------------------------|----------------------|------------|------------|------------|------------|------------|------------|------------|------------|--------|------------|--------|------------|--------|------------|--------|
| | AGO-DIC 21 | | ENE-JUN 21 | | AGO-DIC 20 | | ENE-JUN 20 | | AGO-DIC 19 | | ENE-JUN 19 | | AGO-DIC 18 | | ENE-JUN 18 | |
| | ENE-JUN 25 | AGO-DIC 24 | ENE-JUN 24 | AGO-DIC 23 | ENE-JUN 23 | AGO-DIC 22 | ENE-JUN 22 | AGO-DIC 21 | ENE-JUN 21 | | | | | | | |
| Inscritos de Nuevo Ingreso | 49 | | 48 | | 48 | | 40 | | 51 | | 35 | | 85 | | 46 | |
| Inscritos de la Cohorte | 49 | 100.00% | 45 | 93.75% | 42 | 87.50% | 31 | 77.50% | 42 | 82.35% | 15 | 42.86% | 54 | 63.53% | 22 | 47.83% |
| Inscritos Rezagados | 0 | 0.00% | 0 | 0.00% | 0 | 0.00% | 4 | 10.00% | 0 | 0.00% | 4 | 11.43% | 5 | 5.88% | 11 | 23.91% |
| Alumnos que abandonan sus estudios | 0 | 0.00% | 3 | 6.25% | 6 | 12.50% | 5 | 12.50% | 9 | 17.65% | 16 | 45.71% | 26 | 30.59% | 13 | 28.26% |
| Abandono Temprano | No Disp. | -- | No Disp. | -- | 6 | 12.50% | 7 | 17.50% | 7 | 13.73% | 18 | 51.43% | 21 | 24.71% | 15 | 32.61% |
| Semestre Actual | 1° | | 2° | | 3° | | 4° | | 5° | | 6° | | 7° | | 8° | |



| INDICADOR | COHORTE GENERACIONAL | | | | | | | | | | | | | | | |
|------------------------------------|----------------------|------------|------------|------------|------------|------------|------------|------------|------------|--------|------------|--------|------------|--------|------------|--------|
| | AGO-DIC 21 | | ENE-JUN 21 | | AGO-DIC 20 | | ENE-JUN 20 | | AGO-DIC 19 | | ENE-JUN 19 | | AGO-DIC 18 | | ENE-JUN 18 | |
| | ENE-JUN 25 | AGO-DIC 24 | ENE-JUN 24 | AGO-DIC 23 | ENE-JUN 23 | AGO-DIC 22 | ENE-JUN 22 | AGO-DIC 21 | | | | | | | | |
| Inscritos de Nuevo Ingreso | 48 | | 48 | | 48 | | 45 | | 42 | | 45 | | 45 | | 47 | |
| Inscritos de la Cohorte | 48 | 100.0% | 46 | 95.83% | 46 | 95.83% | 39 | 86.67% | 38 | 90.48% | 42 | 93.33% | 40 | 88.89% | 40 | 85.11% |
| Inscritos Rezagados | 0 | 0.00% | 0 | 0.00% | 0 | 0.00% | 0 | 0.00% | 1 | 2.38% | 2 | 4.44% | 1 | 2.22% | 3 | 6.38% |
| Alumnos que abandonan sus estudios | 0 | 0.00% | 2 | 4.17% | 2 | 4.17% | 6 | 13.33% | 3 | 7.14% | 1 | 2.22% | 4 | 8.89% | 4 | 8.51% |
| Abandono Temprano | No Disp | -- | No Disp | -- | 2 | 4.17% | 4 | 8.89% | 2 | 4.76% | 2 | 4.44% | 1 | 2.22% | 5 | 10.64% |
| Semestre Actual | 1° | | 2° | | 3° | | 4° | | 5° | | 6° | | 7° | | 8° | |

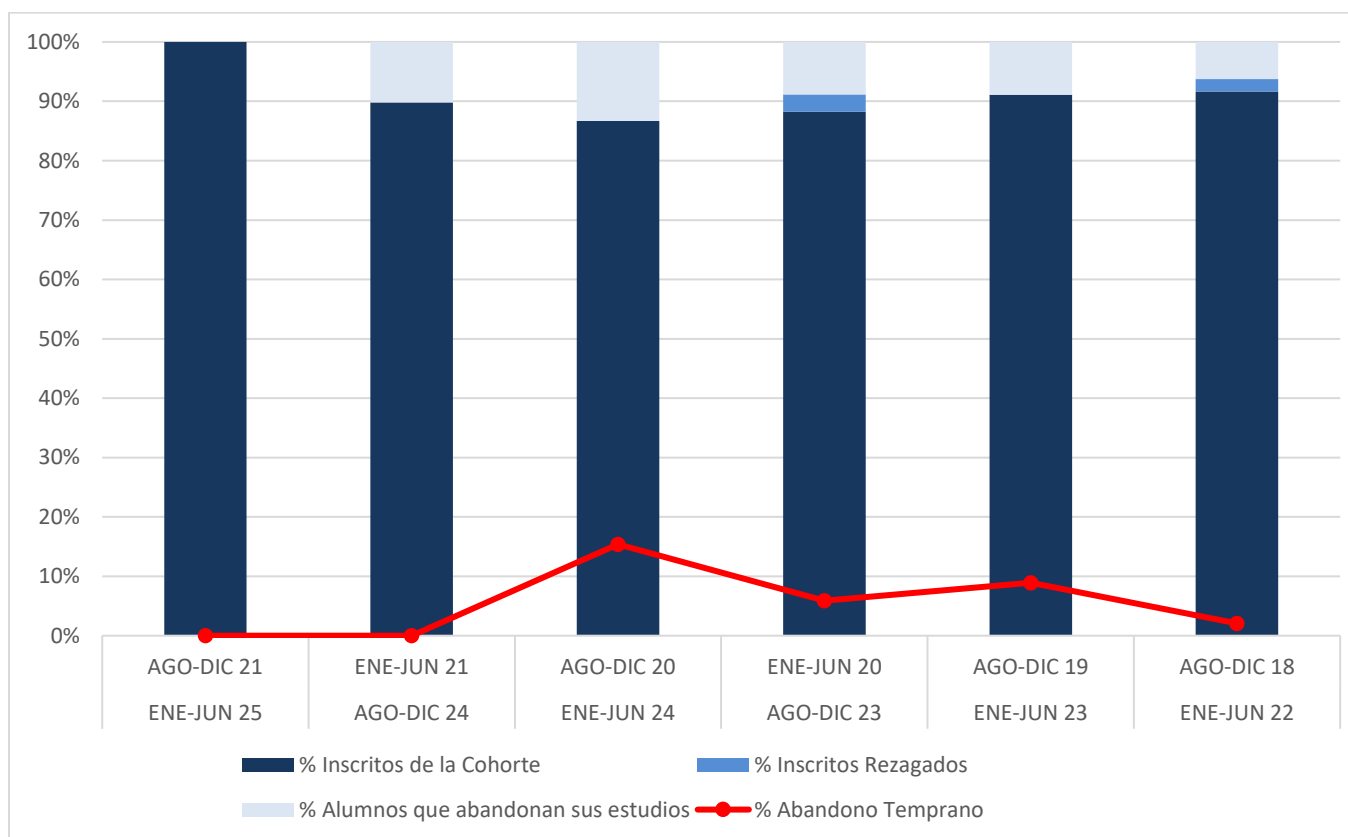


| INDICADOR | SEMESTRE DE INGRESO | | | | | | | | | | | | | | | | | | | |
|------------------------------------|---------------------|---------|------------|--------|------------|--------|------------|--------|------------|--------|------------|--------|------------|--------|------------|--------|------------|--------|------------|--------|
| | AGO-DIC 21 | | ENE-JUN 21 | | AGO-DIC 20 | | ENE-JUN 20 | | AGO-DIC 19 | | ENE-JUN 19 | | AGO-DIC 18 | | ENE-JUN 18 | | AGO-DIC 17 | | ENE-JUN 17 | |
| Inscritos de Nuevo Ingreso | 445 | | 200 | | 487 | | 181 | | 438 | | 149 | | 434 | | 137 | | 304 | | 98 | |
| Inscritos de la Cohorte | 445 | 100.00% | 179 | 89.50% | 395 | 81.11% | 159 | 87.85% | 327 | 74.66% | 130 | 87.25% | 292 | 67.28% | 97 | 70.80% | 192 | 63.16% | 77 | 78.57% |
| Inscritos Rezagados | 0 | 0.00% | 0 | 0.00% | 7 | 1.44% | 3 | 1.66% | 20 | 4.57% | 6 | 4.03% | 21 | 4.84% | 17 | 12.41% | 27 | 8.88% | 9 | 9.18% |
| Alumnos que abandonan sus estudios | 0 | 0.00% | 21 | 10.50% | 85 | 17.45% | 19 | 10.50% | 91 | 20.78% | 13 | 8.72% | 121 | 27.88% | 23 | 16.79% | 85 | 27.96% | 12 | 12.24% |
| Abandono Temprano | No Disp. | -- | No Disp. | -- | 92 | 18.89% | 16 | 8.84% | 74 | 16.89% | 14 | 9.40% | 85 | 19.59% | 17 | 12.41% | 56 | 18.42% | 5 | 5.10% |
| Semestre Actual | 1° | | 2° | | 3° | | 4° | | 5° | | 6° | | 7° | | 8° | | 9° | | 10° | |

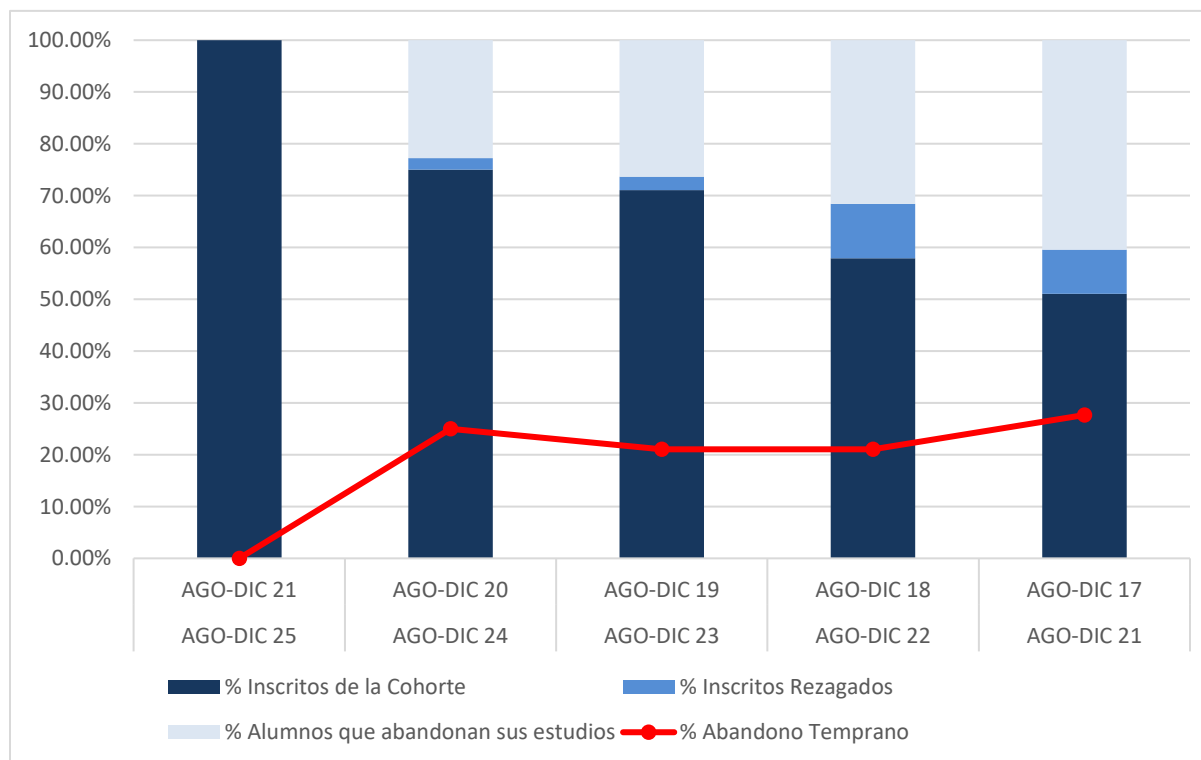


Centro de Ciencias Sociales y Humanidades
Asesoría Psicopedagógica

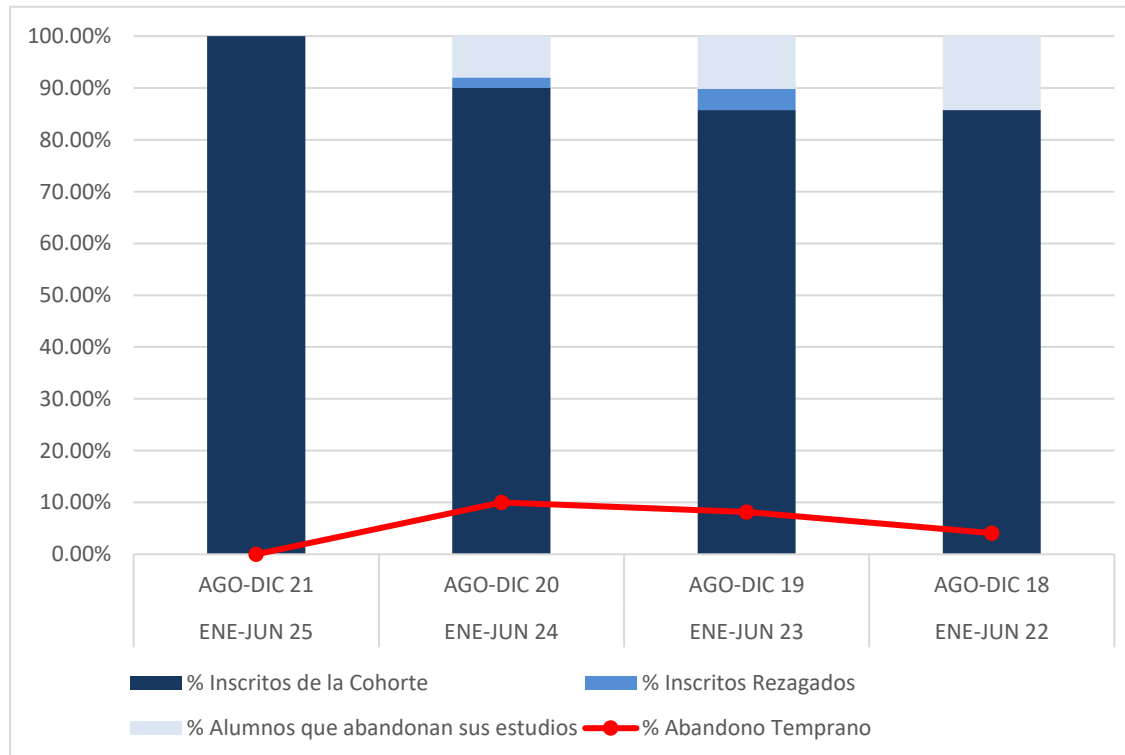
| INDICADOR | COHORTE GENERACIONAL | | | | | |
|------------------------------------|--------------------------|--------------------------|--------------------------|--------------------------|--------------------------|--------------------------|
| | AGO-DIC 21 ENE-JUN 25 | ENE-JUN 21 AGO-DIC 24 | AGO-DIC 20 ENE-JUN 24 | ENE-JUN 20 AGO-DIC 23 | AGO-DIC 19 ENE-JUN 23 | AGO-DIC 18 ENE-JUN 22 |
| Inscritos de Nuevo Ingreso | 43 | 49 | 45 | 34 | 45 | 48 |
| Inscritos de la Cohorte | 43 100.00% | 44 89.80% | 39 86.67% | 30 88.24% | 41 91.11% | 44 91.67% |
| Inscritos Rezagados | 0 0.00% | 0 0.00% | 0 0.00% | 1 2.94% | 0 0.00% | 1 2.08% |
| Alumnos que abandonan sus estudios | 0 0.00% | 5 10.20% | 6 13.33% | 3 8.82% | 4 8.89% | 3 6.25% |
| Abandono Temprano | No Disp. -- | No Disp. -- | 6 13.33% | 2 5.88% | 4 8.89% | 1 2.08% |
| Semestre Actual | 1° | 2° | 3° | 4° | 5° | 7° |



| INDICADOR | COHORTE GENERACIONAL | | | | | | | | | |
|------------------------------------|----------------------|------------|------------|------------|------------|------------|------------|------------|------------|--------|
| | AGO-DIC 21 | | AGO-DIC 20 | | AGO-DIC 19 | | AGO-DIC 18 | | AGO-DIC 17 | |
| | AGO-DIC 25 | AGO-DIC 24 | AGO-DIC 23 | AGO-DIC 22 | AGO-DIC 21 | AGO-DIC 20 | AGO-DIC 19 | AGO-DIC 18 | AGO-DIC 17 | |
| Inscritos de Nuevo Ingreso | 38 | | 44 | | 38 | | 38 | | 47 | |
| Inscritos de la Cohorte | 38 | 100.00% | 33 | 75.00% | 27 | 71.05% | 22 | 57.89% | 24 | 51.06% |
| Inscritos Rezagados | 0 | 0.00% | 1 | 2.27% | 1 | 2.63% | 4 | 10.53% | 4 | 8.51% |
| Alumnos que abandonan sus estudios | 0 | 0.00% | 10 | 22.73% | 10 | 26.32% | 12 | 31.58% | 19 | 40.43% |
| Abandono Temprano | No Disp. | -- | 11 | 25.00% | 8 | 21.05% | 8 | 21.05% | 13 | 27.66% |
| Semestre Actual | 1° | | 3° | | 5° | | 7° | | 9° | |

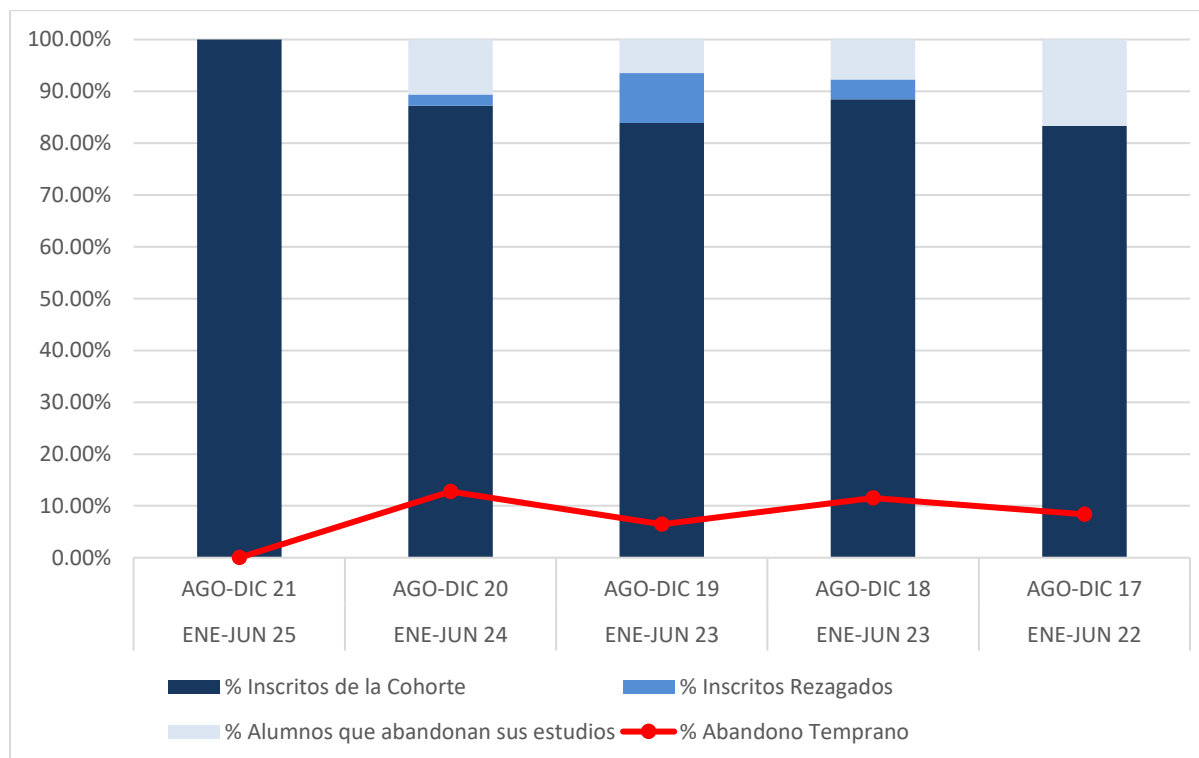


| INDICADOR | COHORTE GENERACIONAL | | | | | | | |
|------------------------------------|--------------------------|---------|--------------------------|--------|--------------------------|--------|--------------------------|--------|
| | AGO-DIC 21 ENE-JUN 25 | | AGO-DIC 20 ENE-JUN 24 | | AGO-DIC 19 ENE-JUN 23 | | AGO-DIC 18 ENE-JUN 22 | |
| Inscritos de Nuevo Ingreso | 49 | | 50 | | 49 | | 49 | |
| Inscritos de la Cohorte | 49 | 100.00% | 45 | 90.00% | 42 | 85.71% | 42 | 85.71% |
| Inscritos Rezagados | 0 | 0.00% | 1 | 2.00% | 2 | 4.08% | 0 | 0.00% |
| Alumnos que abandonan sus estudios | 0 | 0.00% | 4 | 8.00% | 5 | 10.20% | 7 | 14.29% |
| Abandono Temprano | No Disp | -- | 5 | 10.00% | 4 | 8.16% | 2 | 4.08% |
| Semestre Actual | 1° | | 3° | | 5° | | 7° | |

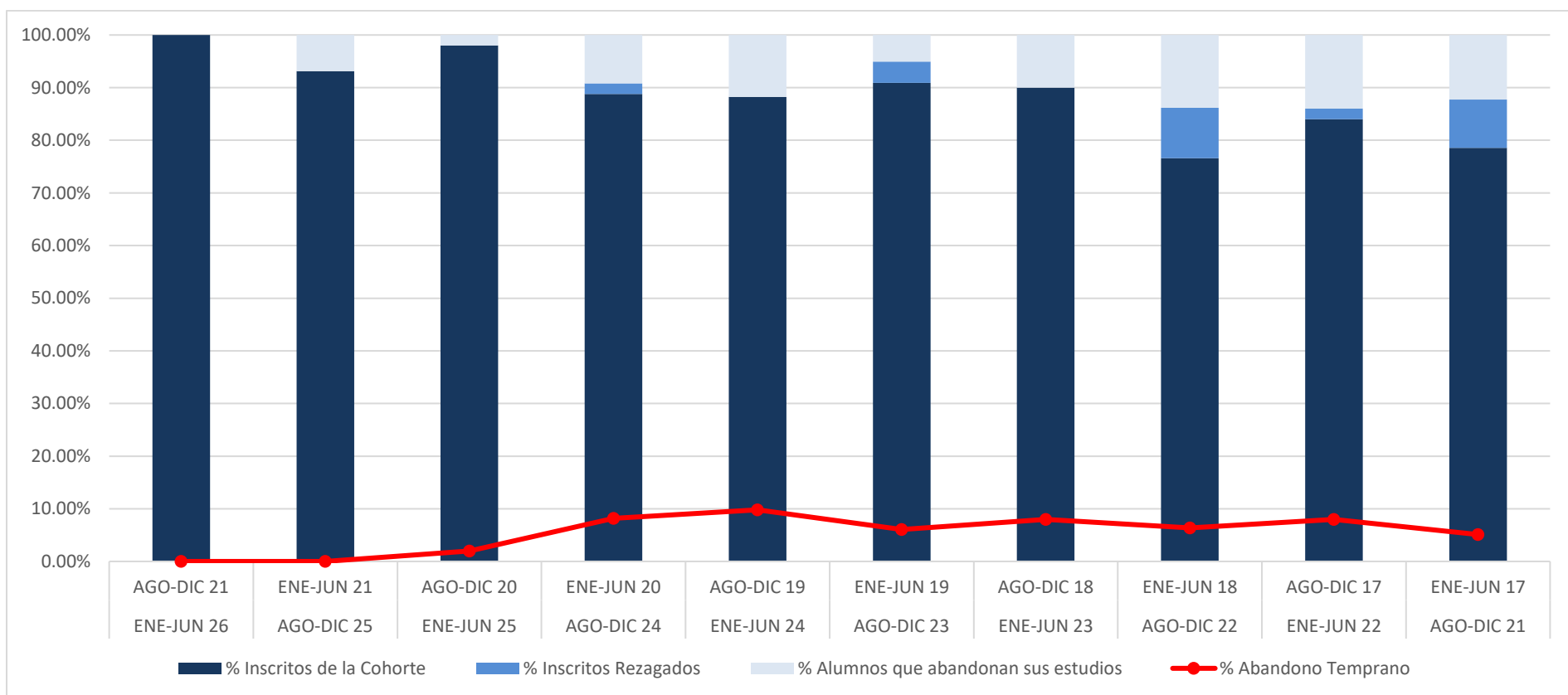


Centro de Ciencias Sociales y Humanidades
Comunicación Corporativa y Estratégica / Comunicación Organizacional

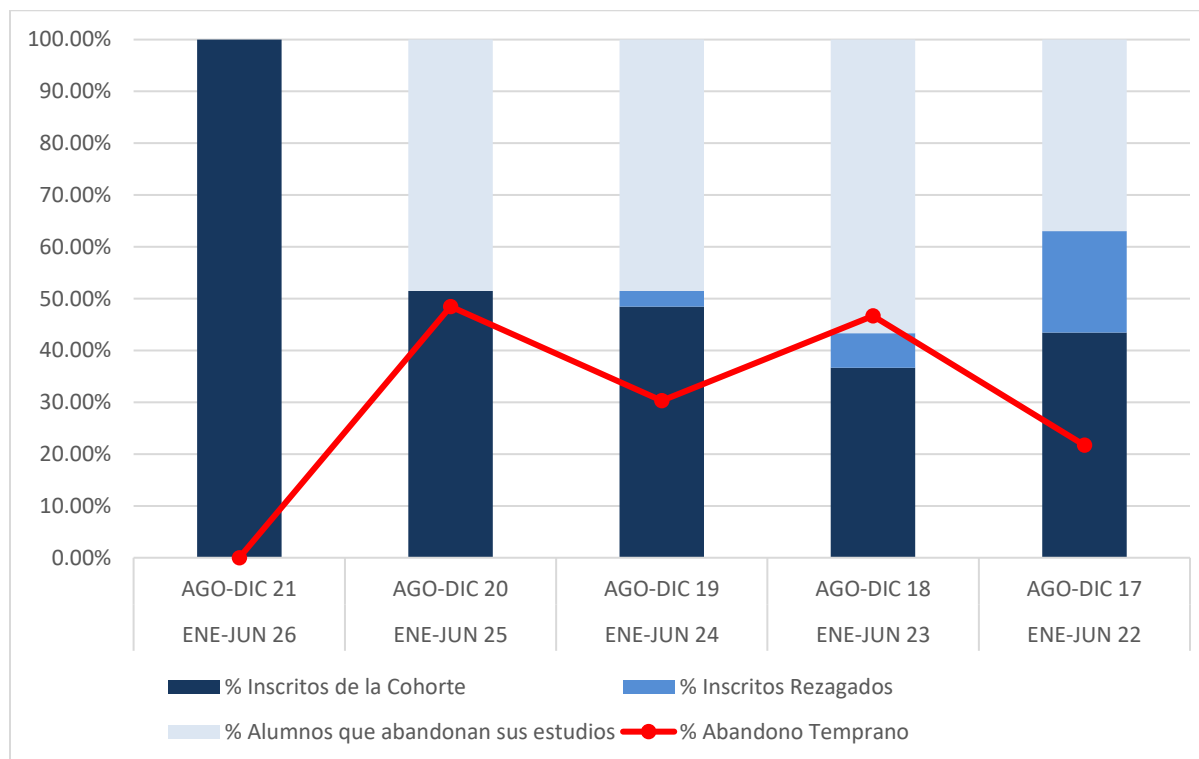
| INDICADOR | COHORTE GENERACIONAL | | | | | | | | | |
|------------------------------------|----------------------|---------|------------|--------|------------|--------|------------|--------|------------|--------|
| | AGO-DIC 21 | | AGO-DIC 20 | | AGO-DIC 19 | | AGO-DIC 18 | | AGO-DIC 17 | |
| | ENE-JUN 25 | | ENE-JUN 24 | | ENE-JUN 23 | | ENE-JUN 23 | | ENE-JUN 22 | |
| Inscritos de Nuevo Ingreso | 41 | | 47 | | 31 | | 26 | | 36 | |
| Inscritos de la Cohorte | 41 | 100.00% | 41 | 87.23% | 26 | 83.87% | 23 | 88.46% | 30 | 83.33% |
| Inscritos Rezagados | 0 | 0.00% | 1 | 2.13% | 3 | 9.68% | 1 | 3.85% | 0 | 0.00% |
| Alumnos que abandonan sus estudios | 0 | 0.00% | 5 | 10.64% | 2 | 6.45% | 2 | 7.69% | 6 | 16.67% |
| Abandono Temprano | No Displ | -- | 6 | 12.77% | 2 | 6.45% | 3 | 11.54% | 3 | 8.33% |
| Semestre Actual | 1° | | 3° | | 5° | | 7° | | 9° | |



| INDICADOR | COHORTE GENERACIONAL | | | | | | | | | | | | | | | | | | | |
|------------------------------------|----------------------|------------|------------|------------|------------|------------|------------|------------|------------|------------|------------|------------|------------|------------|------------|------------|------------|------------|------------|------------|
| | AGO-DIC 21 | | ENE-JUN 21 | | AGO-DIC 20 | | ENE-JUN 20 | | AGO-DIC 19 | | ENE-JUN 19 | | AGO-DIC 18 | | ENE-JUN 18 | | AGO-DIC 17 | | ENE-JUN 17 | |
| | ENE-JUN 26 | AGO-DIC 25 | ENE-JUN 25 | AGO-DIC 24 | ENE-JUN 24 | AGO-DIC 23 | ENE-JUN 23 | AGO-DIC 22 | ENE-JUN 22 | AGO-DIC 21 | ENE-JUN 21 | AGO-DIC 20 | ENE-JUN 20 | AGO-DIC 19 | ENE-JUN 19 | AGO-DIC 18 | ENE-JUN 18 | AGO-DIC 17 | ENE-JUN 17 | AGO-DIC 16 |
| Inscritos de Nuevo Ingreso | 50 | | 102 | | 51 | | 98 | | 51 | | 99 | | 50 | | 94 | | 50 | | 98 | |
| Inscritos de la Cohorte | 50 | 100.00% | 95 | 93.14% | 50 | 98.04% | 87 | 88.78% | 45 | 88.24% | 90 | 90.91% | 45 | 90.00% | 72 | 76.60% | 42 | 84.00% | 77 | 78.57% |
| Inscritos Rezagados | 0 | 0.00% | 0 | 0.00% | 0 | 0.00% | 2 | 2.04% | 0 | 0.00% | 4 | 4.04% | 0 | 0.00% | 9 | 9.57% | 1 | 2.00% | 9 | 9.18% |
| Alumnos que abandonan sus estudios | 0 | 0.00% | 7 | 6.86% | 1 | 1.96% | 9 | 9.18% | 6 | 11.76% | 5 | 5.05% | 5 | 10.00% | 13 | 13.83% | 7 | 14.00% | 12 | 12.24% |
| Abandono Temprano | No Disp | -- | No Disp | -- | 1 | 1.96% | 8 | 8.16% | 5 | 9.80% | 6 | 6.06% | 4 | 8.00% | 6 | 6.38% | 4 | 8.00% | 5 | 5.10% |
| Semestre Actual | 1° | | 2° | | 3° | | 4° | | 5° | | 6° | | 7° | | 8° | | 9° | | 10° | |

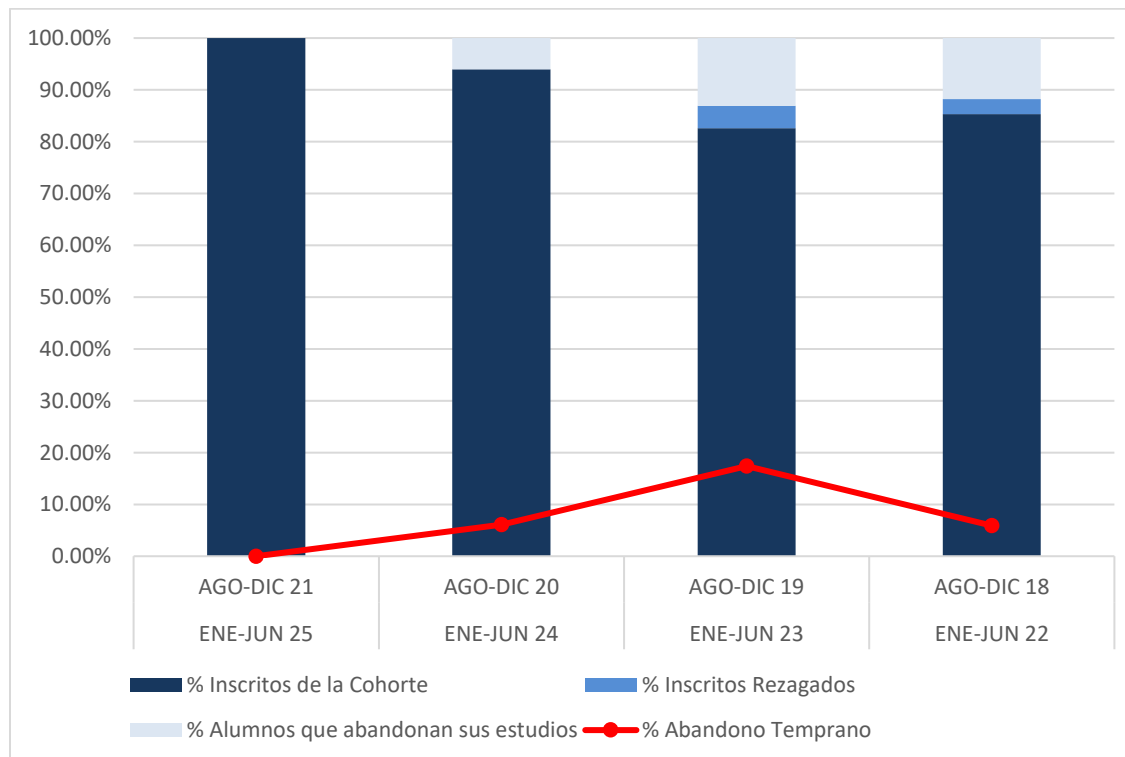


| INDICADOR | COHORTE GENERACIONAL | | | | | | | | | |
|------------------------------------|----------------------|---------|------------|--------|------------|--------|------------|--------|------------|--------|
| | AGO-DIC 21 | | AGO-DIC 20 | | AGO-DIC 19 | | AGO-DIC 18 | | AGO-DIC 17 | |
| | ENE-JUN 26 | | ENE-JUN 25 | | ENE-JUN 24 | | ENE-JUN 23 | | ENE-JUN 22 | |
| Inscritos de Nuevo Ingreso | 39 | | 33 | | 33 | | 30 | | 46 | |
| Inscritos de la Cohorte | 39 | 100.00% | 17 | 51.52% | 16 | 48.48% | 11 | 36.67% | 20 | 43.48% |
| Inscritos Rezagados | 0 | 0.00% | 0 | 0.00% | 1 | 3.03% | 2 | 6.67% | 9 | 19.57% |
| Alumnos que abandonan sus estudios | 0 | 0.00% | 16 | 48.48% | 16 | 48.48% | 17 | 56.67% | 17 | 36.96% |
| Abandono Temprano | No Disp. | -- | 16 | 48.48% | 10 | 30.30% | 14 | 46.67% | 10 | 21.74% |
| Semestre Actual | 1° | | 3° | | 5° | | 7° | | 9° | |

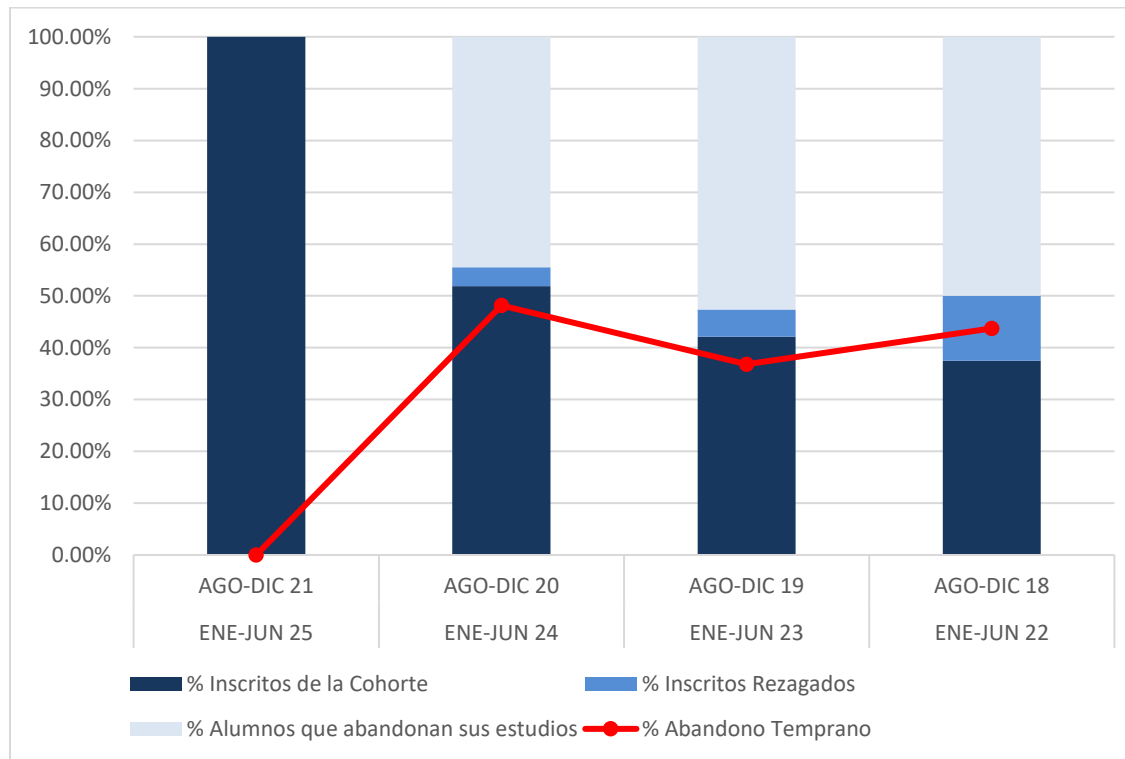


Centro de Ciencias Sociales y Humanidades
Docencia del Idioma Inglés

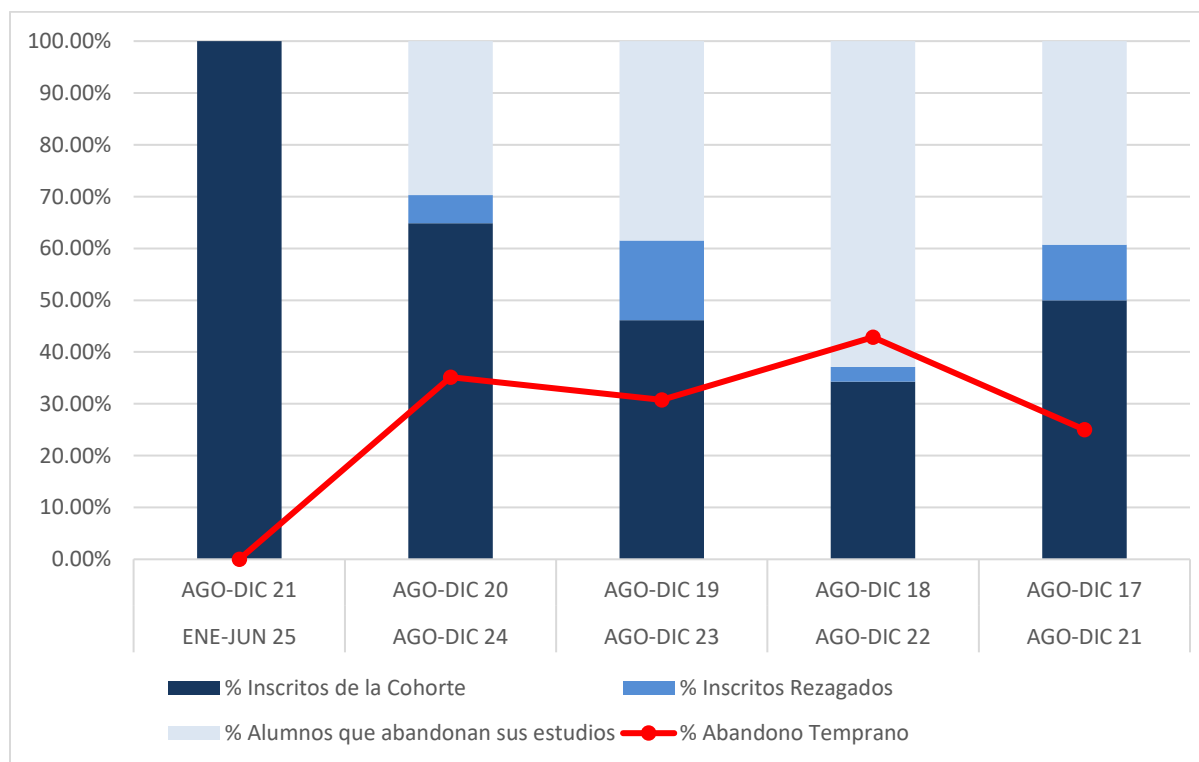
| INDICADOR | COHORTE GENERACIONAL | | | |
|------------------------------------|--------------------------|--------------------------|--------------------------|--------------------------|
| | AGO-DIC 21 ENE-JUN 25 | AGO-DIC 20 ENE-JUN 24 | AGO-DIC 19 ENE-JUN 23 | AGO-DIC 18 ENE-JUN 22 |
| Inscritos de Nuevo Ingreso | 40 | 33 | 46 | 34 |
| Inscritos de la Cohorte | 40 100.00% | 31 93.94% | 38 82.61% | 29 85.29% |
| Inscritos Rezagados | 0 0.00% | 0 0.00% | 2 4.35% | 1 2.94% |
| Alumnos que abandonan sus estudios | 0 0.00% | 2 6.06% | 6 13.04% | 4 11.76% |
| Abandono Temprano | No Disp. -- | 2 6.06% | 8 17.39% | 2 5.88% |
| Semestre Actual | 1° | 3° | 5° | 7° |



| INDICADOR | COHORTE GENERACIONAL | | | | | | | |
|------------------------------------|--------------------------|---------|--------------------------|--------|--------------------------|--------|--------------------------|--------|
| | AGO-DIC 21 ENE-JUN 25 | | AGO-DIC 20 ENE-JUN 24 | | AGO-DIC 19 ENE-JUN 23 | | AGO-DIC 18 ENE-JUN 22 | |
| Inscritos de Nuevo Ingreso | 16 | | 27 | | 19 | | 16 | |
| Inscritos de la Cohorte | 16 | 100.00% | 14 | 51.85% | 8 | 42.11% | 6 | 37.50% |
| Inscritos Rezagados | 0 | 0.00% | 1 | 3.70% | 1 | 5.26% | 2 | 12.50% |
| Alumnos que abandonan sus estudios | 0 | 0.00% | 12 | 44.44% | 10 | 52.63% | 8 | 50.00% |
| Abandono Temprano | No Disp. | -- | 13 | 48.15% | 7 | 36.84% | 7 | 43.75% |
| Semestre Actual | 1° | | 3° | | 5° | | 7° | |

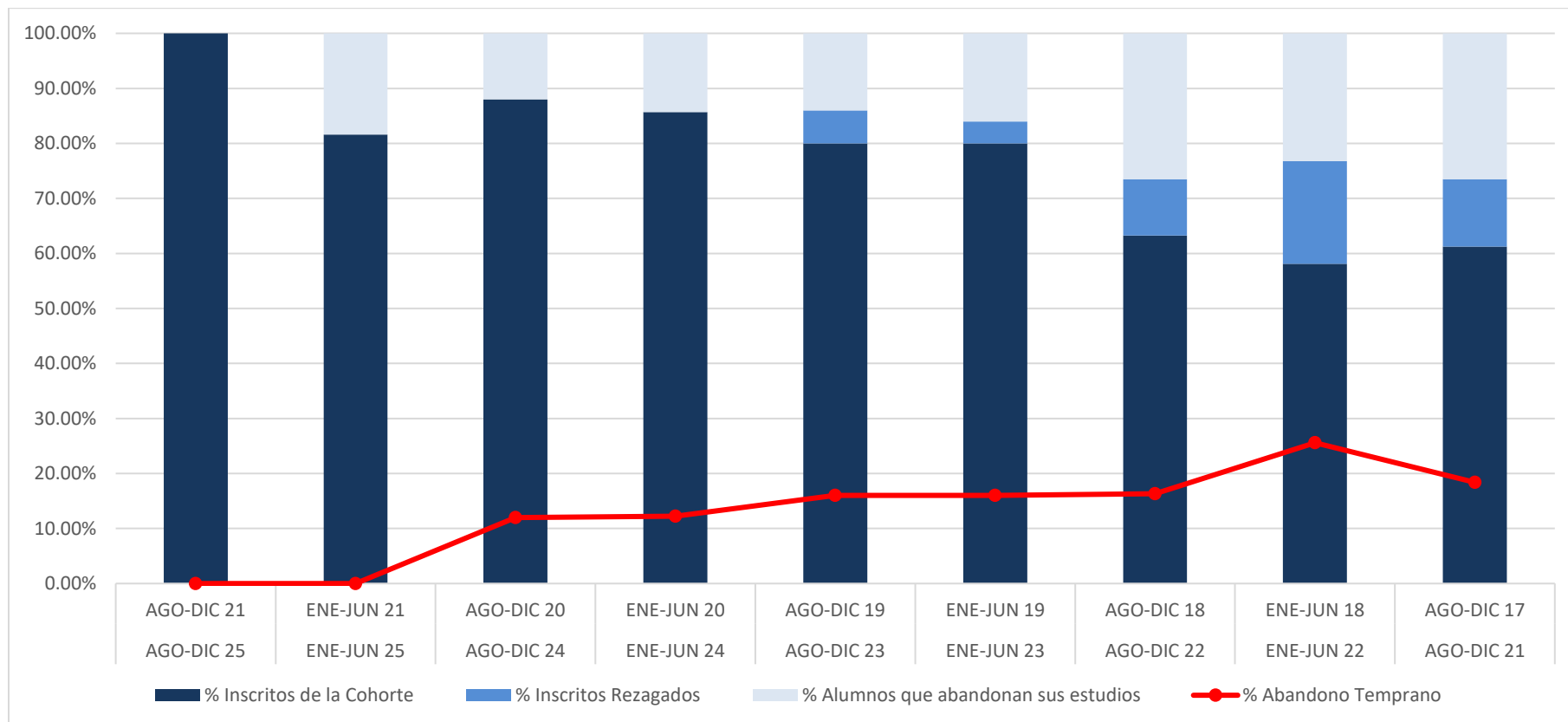


| INDICADOR | COHORTE GENERACIONAL | | | | | | | | | |
|------------------------------------|--------------------------|---------|--------------------------|--------|--------------------------|--------|--------------------------|--------|--------------------------|--------|
| | AGO-DIC 21 ENE-JUN 25 | | AGO-DIC 20 AGO-DIC 24 | | AGO-DIC 19 AGO-DIC 23 | | AGO-DIC 18 AGO-DIC 22 | | AGO-DIC 17 AGO-DIC 21 | |
| Inscritos de Nuevo Ingreso | 22 | | 37 | | 26 | | 35 | | 28 | |
| Inscritos de la Cohorte | 22 | 100.00% | 24 | 64.86% | 12 | 46.15% | 12 | 34.29% | 14 | 50.00% |
| Inscritos Rezagados | 0 | 0.00% | 2 | 5.41% | 4 | 15.38% | 1 | 2.86% | 3 | 10.71% |
| Alumnos que abandonan sus estudios | 0 | 0.00% | 11 | 29.73% | 10 | 38.46% | 22 | 62.86% | 11 | 39.29% |
| Abandono Temprano | No Disp. | -- | 13 | 35.14% | 8 | 30.77% | 15 | 42.86% | 7 | 25.00% |
| Semestre Actual | 1° | | 3° | | 5° | | 7° | | 9° | |

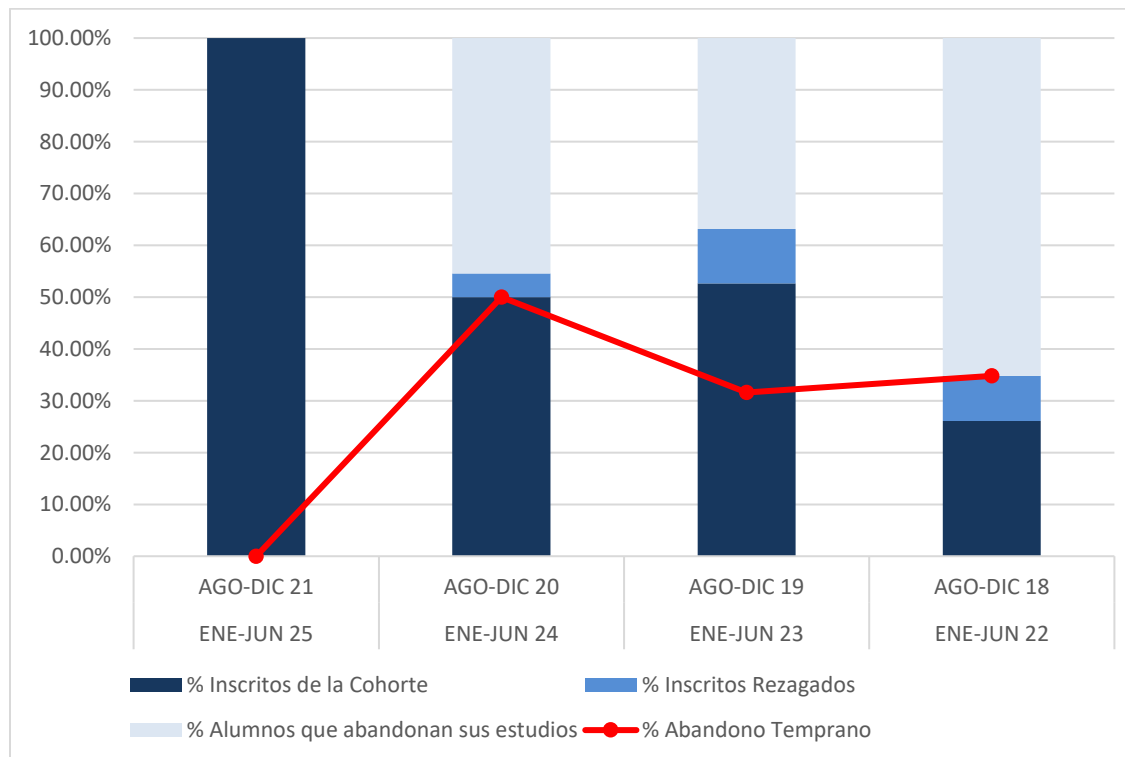


Centro de Ciencias Sociales y Humanidades
Psicología

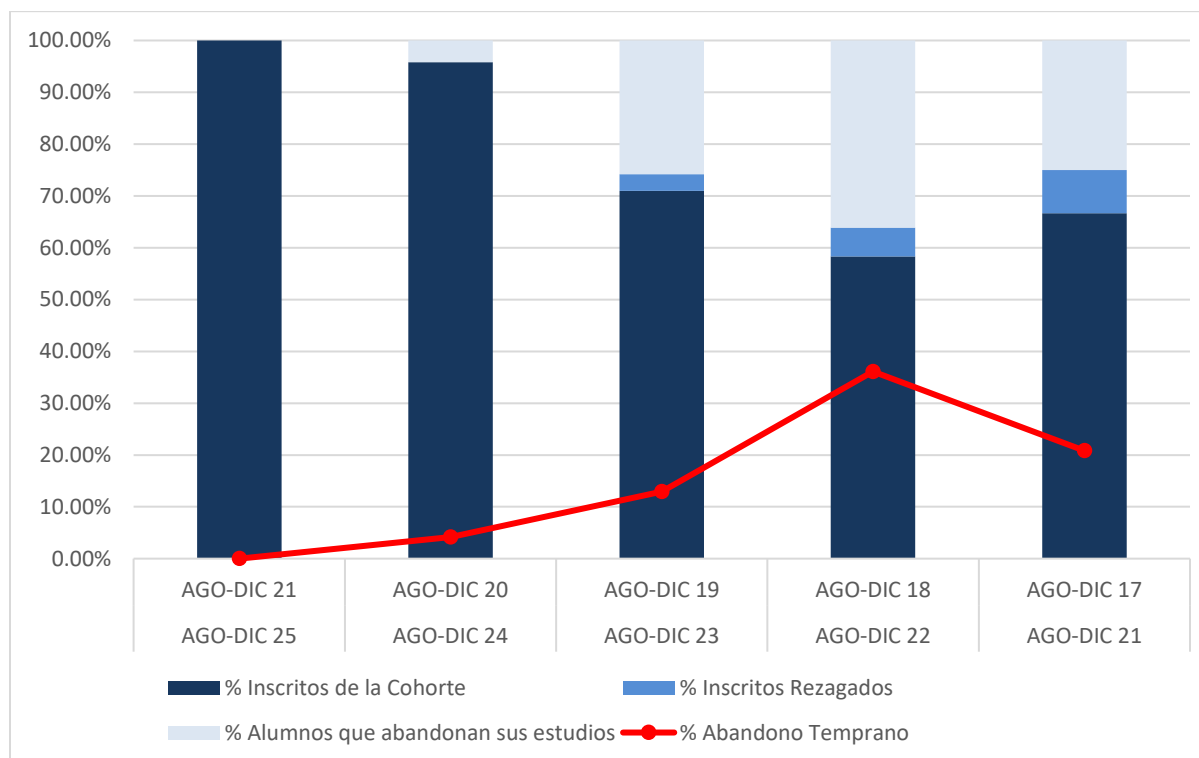
| INDICADOR | COHORTE GENERACIONAL | | | | | | | | | | | | | | | | | |
|------------------------------------|----------------------|------------|------------|------------|------------|------------|------------|------------|------------|------------|------------|------------|------------|------------|------------|------------|------------|------------|
| | AGO-DIC 21 | | ENE-JUN 21 | | AGO-DIC 20 | | ENE-JUN 20 | | AGO-DIC 19 | | ENE-JUN 19 | | AGO-DIC 18 | | ENE-JUN 18 | | AGO-DIC 17 | |
| | AGO-DIC 25 | ENE-JUN 25 | AGO-DIC 24 | ENE-JUN 24 | AGO-DIC 23 | ENE-JUN 23 | AGO-DIC 22 | ENE-JUN 22 | AGO-DIC 21 | ENE-JUN 21 | AGO-DIC 20 | ENE-JUN 20 | AGO-DIC 19 | ENE-JUN 19 | AGO-DIC 18 | ENE-JUN 18 | AGO-DIC 17 | ENE-JUN 17 |
| Inscritos de Nuevo Ingreso | 48 | | 49 | | 50 | | 49 | | 50 | | 50 | | 49 | | 43 | | 49 | |
| Inscritos de la Cohorte | 48 | 100.00% | 40 | 81.63% | 44 | 88.00% | 42 | 85.71% | 40 | 80.00% | 40 | 80.00% | 31 | 63.27% | 25 | 58.14% | 30 | 61.22% |
| Inscritos Rezagados | 0 | 0.00% | 0 | 0.00% | 0 | 0.00% | 0 | 0.00% | 3 | 6.00% | 2 | 4.00% | 5 | 10.20% | 8 | 18.60% | 6 | 12.24% |
| Alumnos que abandonan sus estudios | 0 | 0.00% | 9 | 18.37% | 6 | 12.00% | 7 | 14.29% | 7 | 14.00% | 8 | 16.00% | 13 | 26.53% | 10 | 23.26% | 13 | 26.53% |
| Abandono Temprano | No Disp. | -- | No Disp. | -- | 6 | 12.00% | 6 | 12.24% | 8 | 16.00% | 8 | 16.00% | 8 | 16.33% | 11 | 25.58% | 9 | 18.37% |
| Semestre Actual | 1° | | 2° | | 3° | | 4° | | 5° | | 6° | | 7° | | 8° | | 9° | |



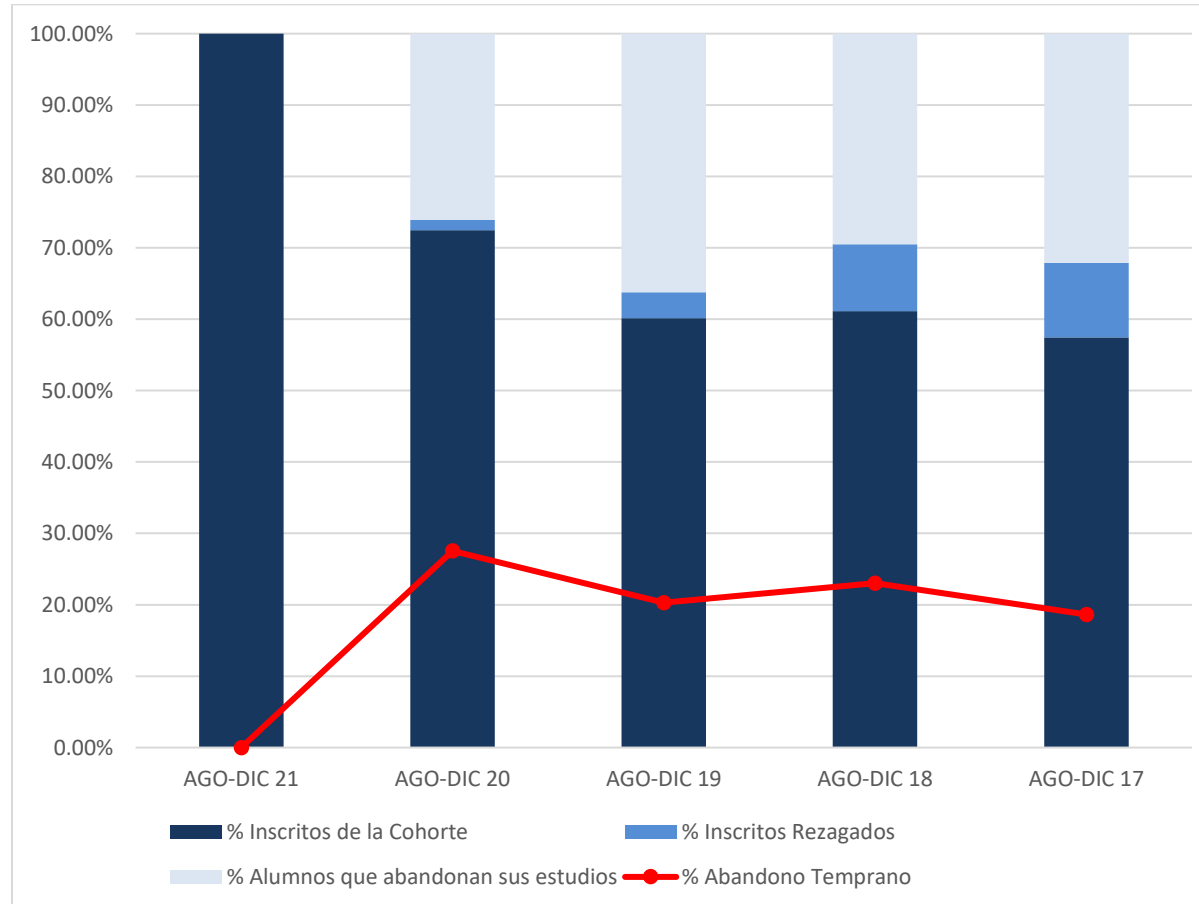
| INDICADOR | COHORTE GENERACIONAL | | | | | | | |
|------------------------------------|--------------------------|---------|--------------------------|--------|--------------------------|--------|--------------------------|--------|
| | AGO-DIC 21 ENE-JUN 25 | | AGO-DIC 20 ENE-JUN 24 | | AGO-DIC 19 ENE-JUN 23 | | AGO-DIC 18 ENE-JUN 22 | |
| Inscritos de Nuevo Ingreso | 15 | | 22 | | 19 | | 23 | |
| Inscritos de la Cohorte | 15 | 100.00% | 11 | 50.00% | 10 | 52.63% | 6 | 26.09% |
| Inscritos Rezagados | 0 | 0.00% | 1 | 4.55% | 2 | 10.53% | 2 | 8.70% |
| Alumnos que abandonan sus estudios | 0 | 0.00% | 10 | 45.45% | 7 | 36.84% | 15 | 65.22% |
| Abandono Temprano | No Disp. | -- | 11 | 50.00% | 6 | 31.58% | 8 | 34.78% |
| Semestre Actual | 1° | | 3° | | 5° | | 7° | |



| INDICADOR | COHORTE GENERACIONAL | | | | | | | | | |
|------------------------------------|----------------------|------------|------------|------------|------------|------------|------------|------------|------------|------------|
| | AGO-DIC 21 | | AGO-DIC 20 | | AGO-DIC 19 | | AGO-DIC 18 | | AGO-DIC 17 | |
| | AGO-DIC 25 | AGO-DIC 24 | AGO-DIC 23 | AGO-DIC 22 | AGO-DIC 21 | AGO-DIC 20 | AGO-DIC 19 | AGO-DIC 18 | AGO-DIC 17 | AGO-DIC 16 |
| Inscritos de Nuevo Ingreso | 44 | | 48 | | 31 | | 36 | | 48 | |
| Inscritos de la Cohorte | 44 | 100.00% | 46 | 95.83% | 22 | 70.97% | 21 | 58.33% | 32 | 66.67% |
| Inscritos Rezagados | 0 | 0.00% | 0 | 0.00% | 1 | 3.23% | 2 | 5.56% | 4 | 8.33% |
| Alumnos que abandonan sus estudios | 0 | 0.00% | 2 | 4.17% | 8 | 25.81% | 13 | 36.11% | 12 | 25.00% |
| Abandono Temprano | No Disp. | -- | 2 | 4.17% | 4 | 12.90% | 13 | 36.11% | 10 | 20.83% |
| Semestre Actual | 1° | | 3° | | 5° | | 7° | | 9° | |

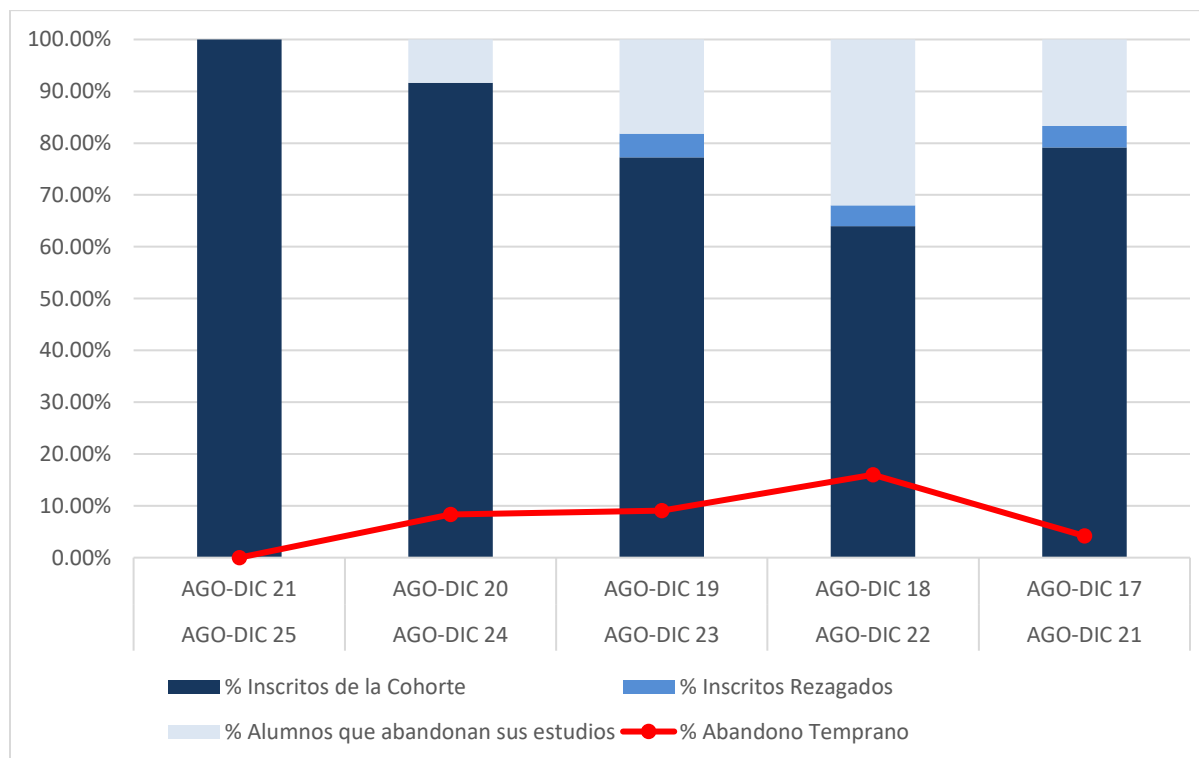


| INDICADOR | SEMESTRE DE INGRESO | | | | | | | | | |
|------------------------------------|---------------------|---------|------------|--------|------------|--------|------------|--------|------------|--------|
| | AGO-DIC 21 | | AGO-DIC 20 | | AGO-DIC 19 | | AGO-DIC 18 | | AGO-DIC 17 | |
| Inscritos de Nuevo Ingreso | 110 | | 138 | | 138 | | 139 | | 134 | |
| Inscritos de la Cohorte | 110 | 100.00% | 100 | 72.46% | 83 | 60.14% | 85 | 61.15% | 77 | 57.46% |
| Inscritos Rezagados | 0 | 0.00% | 2 | 1.45% | 5 | 3.62% | 13 | 9.35% | 14 | 10.45% |
| Alumnos que abandonan sus estudios | 0 | 0.00% | 36 | 26.09% | 50 | 36.23% | 41 | 29.50% | 43 | 32.09% |
| Abandono Temprano | No Disp. | -- | 38 | 27.54% | 28 | 20.29% | 32 | 23.02% | 25 | 18.66% |
| Semestre Actual | 1° | | 3° | | 5° | | 7° | | 9° | |



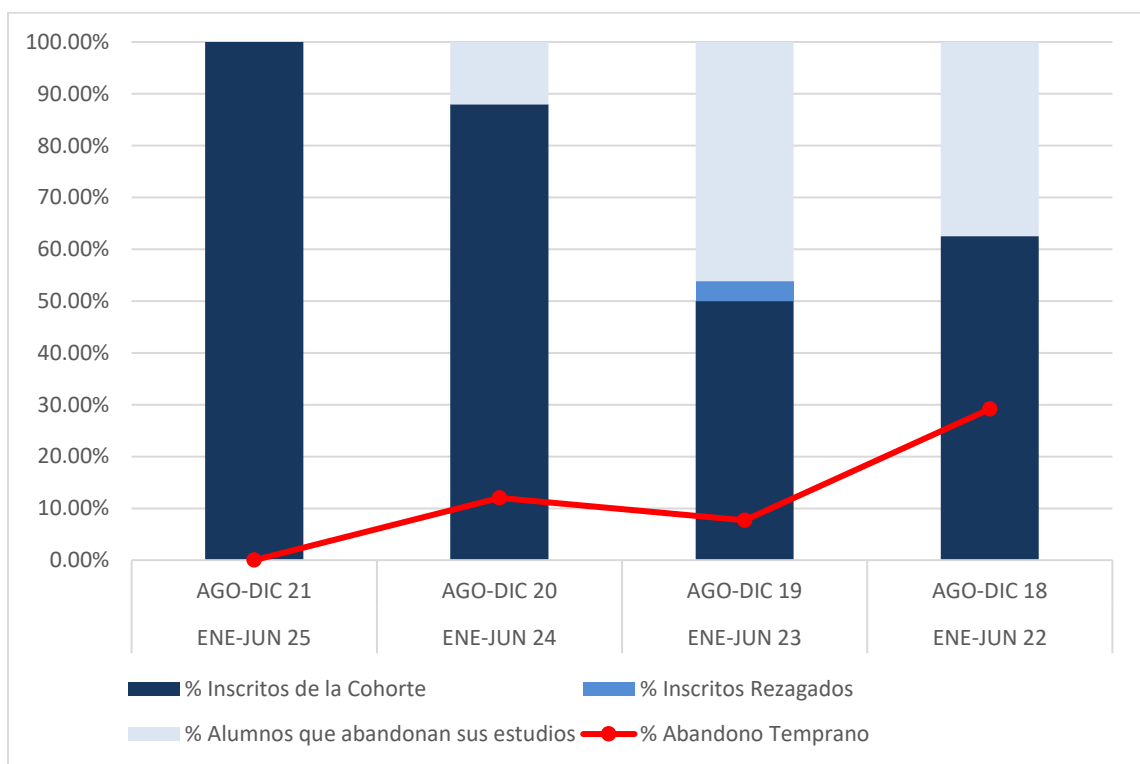
Centro de las Artes y la Cultura
Artes Cinematográficas y Audiovisuales

| INDICADOR | COHORTE GENERACIONAL | | | | | | | | | |
|------------------------------------|----------------------|------------|------------|------------|------------|------------|------------|------------|------------|------------|
| | AGO-DIC 21 | | AGO-DIC 20 | | AGO-DIC 19 | | AGO-DIC 18 | | AGO-DIC 17 | |
| | AGO-DIC 25 | AGO-DIC 24 | AGO-DIC 23 | AGO-DIC 22 | AGO-DIC 21 | AGO-DIC 20 | AGO-DIC 19 | AGO-DIC 18 | AGO-DIC 17 | AGO-DIC 16 |
| Inscritos de Nuevo Ingreso | 23 | | 24 | | 22 | | 25 | | 24 | |
| Inscritos de la Cohorte | 23 | 100.00% | 22 | 91.67% | 17 | 77.27% | 16 | 64.00% | 19 | 79.17% |
| Inscritos Rezagados | 0 | 0.00% | 0 | 0.00% | 1 | 4.55% | 1 | 4.00% | 1 | 4.17% |
| Alumnos que abandonan sus estudios | 0 | 0.00% | 2 | 8.33% | 4 | 18.18% | 8 | 32.00% | 4 | 16.67% |
| Abandono Temprano | No Disp. | -- | 2 | 8.33% | 2 | 9.09% | 4 | 16.00% | 1 | 4.17% |
| Semestre Actual | 1° | | 3° | | 5° | | 7° | | 9° | |

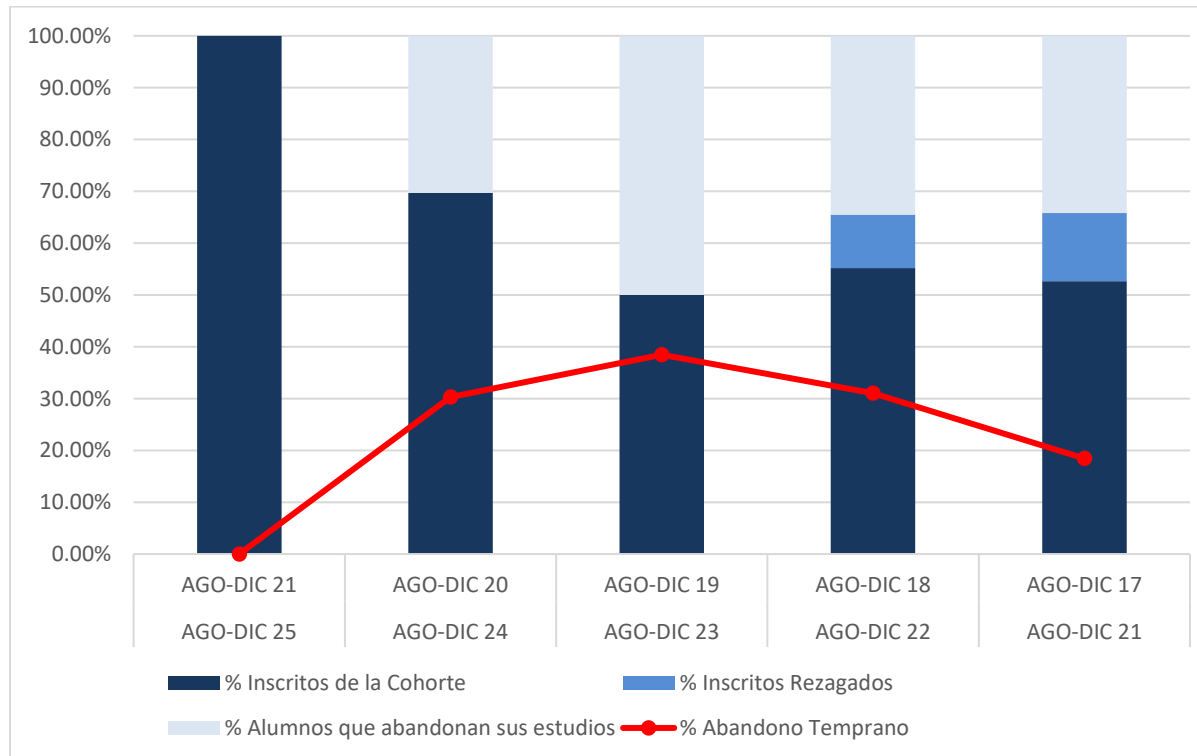


Centro de las Artes y la Cultura Actuación

| INDICADOR | COHORTE GENERACIONAL | | | |
|------------------------------------|--------------------------|--------------------------|--------------------------|--------------------------|
| | AGO-DIC 21 ENE-JUN 25 | AGO-DIC 20 ENE-JUN 24 | AGO-DIC 19 ENE-JUN 23 | AGO-DIC 18 ENE-JUN 22 |
| Inscritos de Nuevo Ingreso | 20 | 25 | 26 | 24 |
| Inscritos de la Cohorte | 20 100.00% | 22 88.00% | 13 50.00% | 15 62.50% |
| Inscritos Rezagados | 0 0.00% | 0 0.00% | 1 3.85% | 0 0.00% |
| Alumnos que abandonan sus estudios | 0 0.00% | 3 12.00% | 12 46.15% | 9 37.50% |
| Abandono Temprano | No Disp. -- | 3 12.00% | 2 7.69% | 7 29.17% |
| Semestre Actual | 1° | 3° | 5° | 7° |

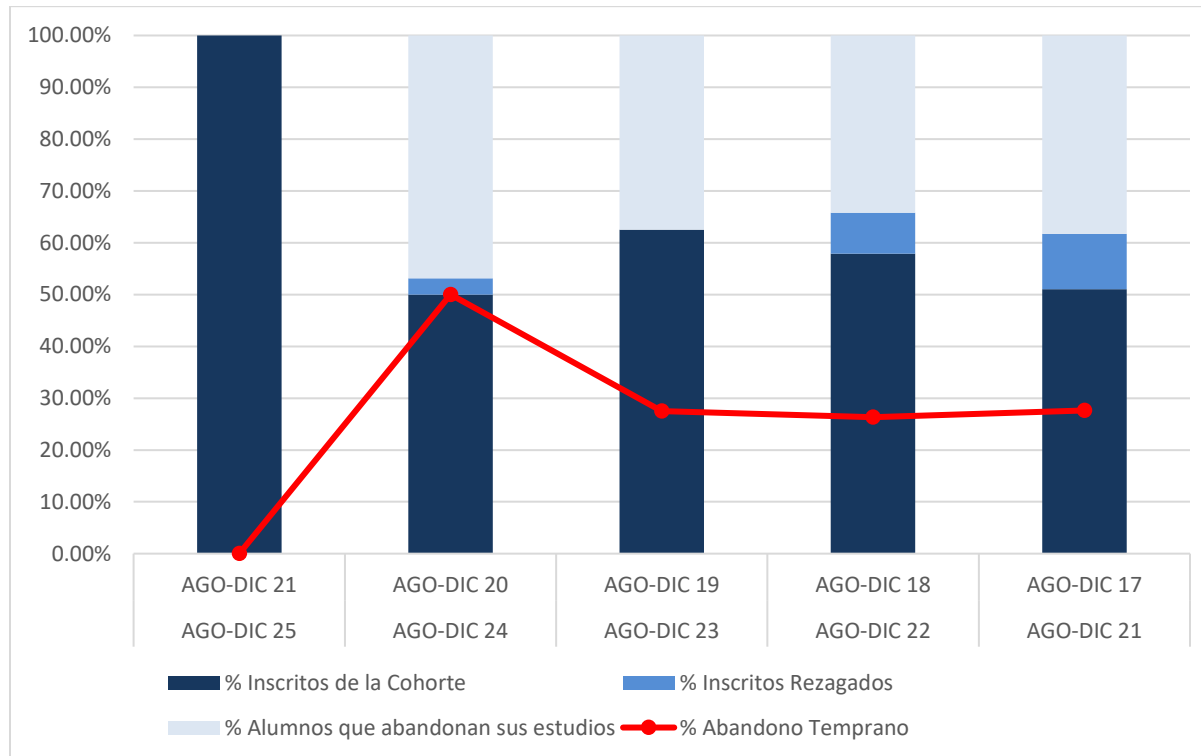


| INDICADOR | COHORTE GENERACIONAL | | | | | | | | | |
|------------------------------------|----------------------|---------|------------|--------|------------|--------|------------|--------|------------|--------|
| | AGO-DIC 21 | | AGO-DIC 20 | | AGO-DIC 19 | | AGO-DIC 18 | | AGO-DIC 17 | |
| | AGO-DIC 25 | | AGO-DIC 24 | | AGO-DIC 23 | | AGO-DIC 22 | | AGO-DIC 21 | |
| Inscritos de Nuevo Ingreso | 19 | | 33 | | 26 | | 29 | | 38 | |
| Inscritos de la Cohorte | 19 | 100.00% | 23 | 69.70% | 13 | 50.00% | 16 | 55.17% | 20 | 52.63% |
| Inscritos Rezagados | 0 | 0.00% | 0 | 0.00% | 0 | 0.00% | 3 | 10.34% | 5 | 13.16% |
| Alumnos que abandonan sus estudios | 0 | 0.00% | 10 | 30.30% | 13 | 50.00% | 10 | 34.48% | 13 | 34.21% |
| Abandono Temprano | No Disp. | -- | 10 | 30.30% | 10 | 38.46% | 9 | 31.03% | 7 | 18.42% |
| Semestre Actual | 1° | | 3° | | 5° | | 7° | | 9° | |



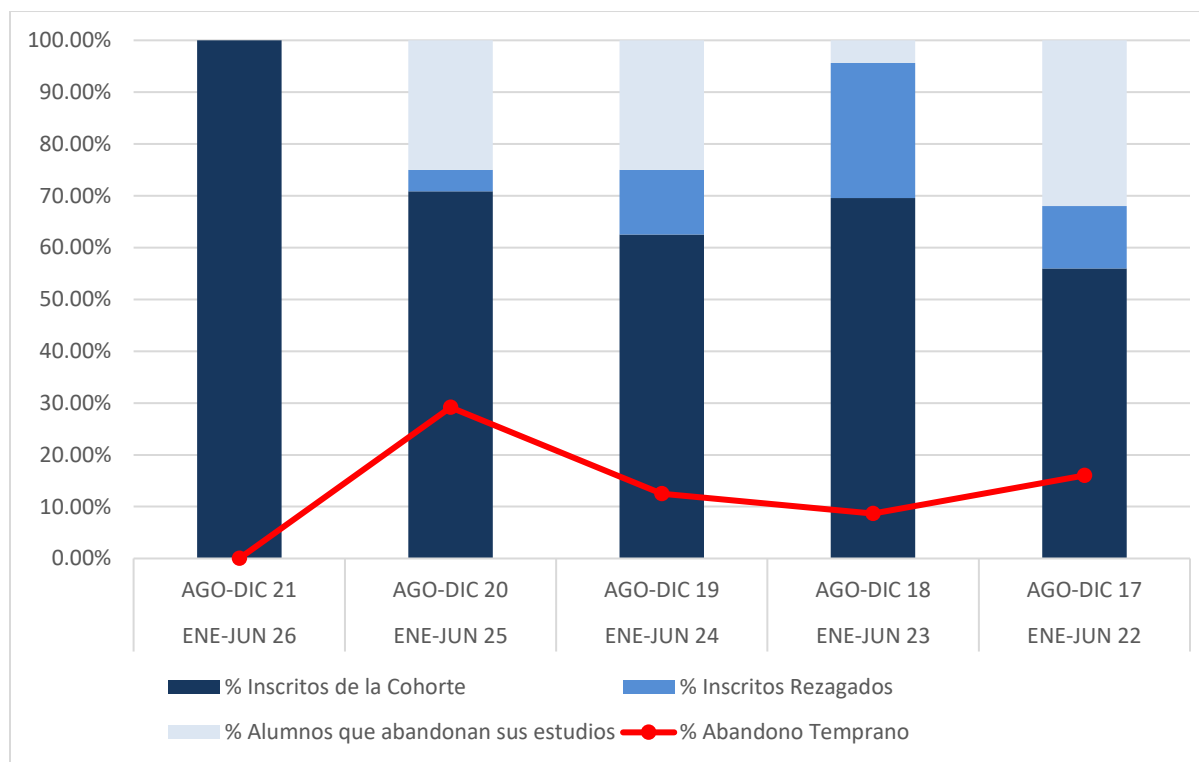
Centro de las Artes y la Cultura
Letras Hispánicas

| INDICADOR | COHORTE GENERACIONAL | | | | |
|------------------------------------|----------------------|-------------|-------------|-------------|-------------|
| | AGO-DIC 21 | AGO-DIC 20 | AGO-DIC 19 | AGO-DIC 18 | AGO-DIC 17 |
| | AGO-DIC 25 | AGO-DIC 24 | AGO-DIC 23 | AGO-DIC 22 | AGO-DIC 21 |
| Inscritos de Nuevo Ingreso | 26 | 32 | 40 | 38 | 47 |
| Inscritos de la Cohorte | 26 100.00% | 16 50.00% | 25 62.50% | 22 57.89% | 24 51.06% |
| Inscritos Rezagados | 0 0.00% | 1 3.13% | 0 0.00% | 3 7.89% | 5 10.64% |
| Alumnos que abandonan sus estudios | 0 0.00% | 15 46.88% | 15 37.50% | 13 34.21% | 18 38.30% |
| Abandono Temprano | No Disp. -- | 16 50.00% | 11 27.50% | 10 26.32% | 13 27.66% |
| Semestre Actual | 1° | 3° | 5° | 7° | 9° |

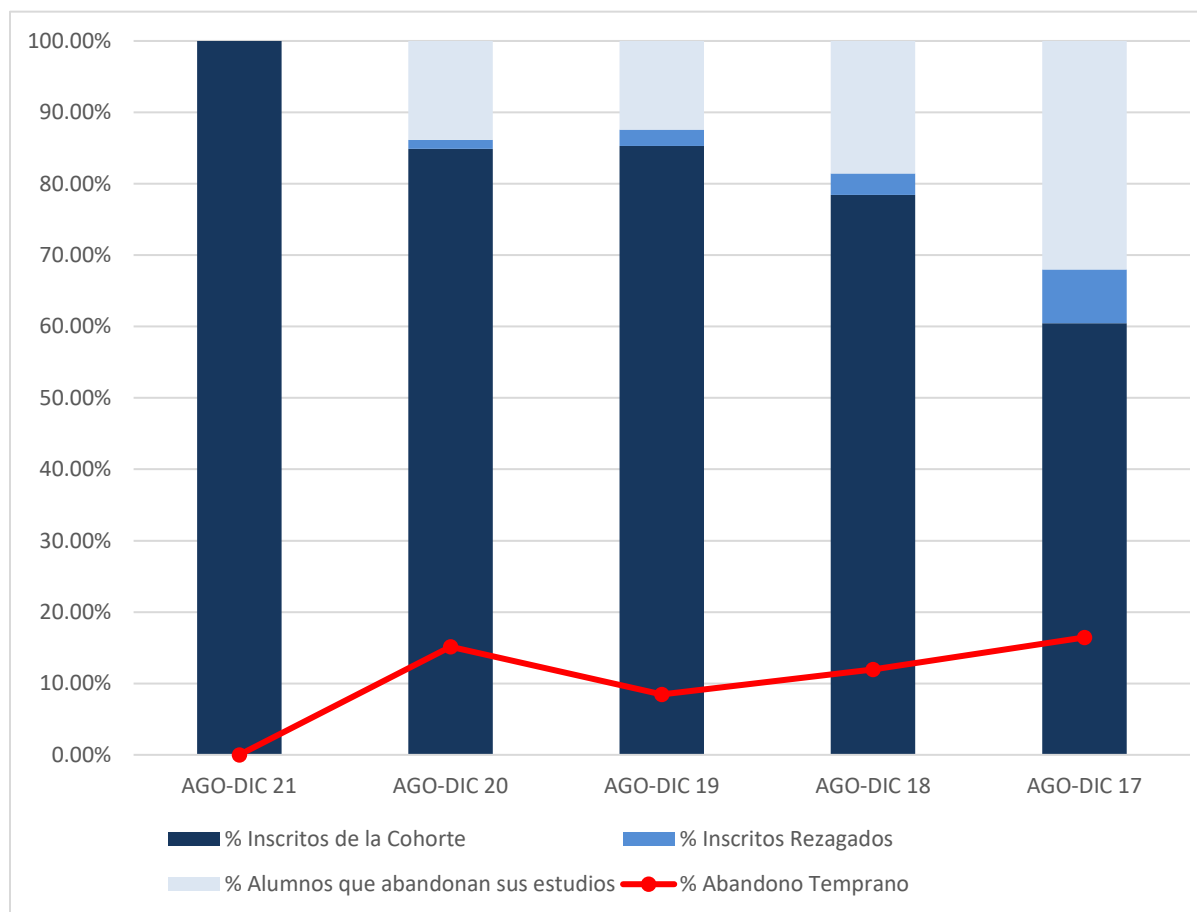


Centro de las Artes y la Cultura
Música

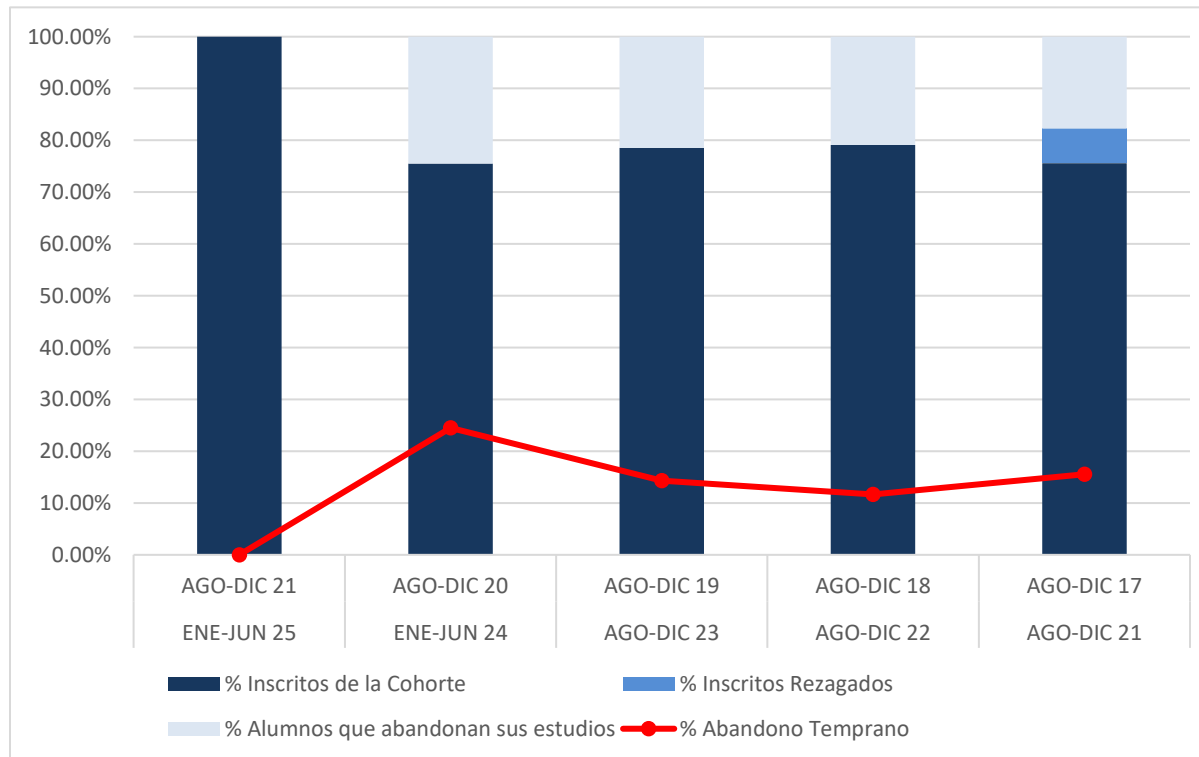
| INDICADOR | COHORTE GENERACIONAL | | | | | | | | | |
|------------------------------------|--------------------------|---------|--------------------------|--------|--------------------------|--------|--------------------------|--------|--------------------------|--------|
| | AGO-DIC 21 ENE-JUN 26 | | AGO-DIC 20 ENE-JUN 25 | | AGO-DIC 19 ENE-JUN 24 | | AGO-DIC 18 ENE-JUN 23 | | AGO-DIC 17 ENE-JUN 22 | |
| Inscritos de Nuevo Ingreso | 22 | | 24 | | 24 | | 23 | | 25 | |
| Inscritos de la Cohorte | 22 | 100.00% | 17 | 70.83% | 15 | 62.50% | 16 | 69.57% | 14 | 56.00% |
| Inscritos Rezagados | 0 | 0.00% | 1 | 4.17% | 3 | 12.50% | 6 | 26.09% | 3 | 12.00% |
| Alumnos que abandonan sus estudios | 0 | 0.00% | 6 | 25.00% | 6 | 25.00% | 1 | 4.35% | 8 | 32.00% |
| Abandono Temprano | No Disp. | -- | 7 | 29.17% | 3 | 12.50% | 2 | 8.70% | 4 | 16.00% |
| Semestre Actual | 1° | | 3° | | 5° | | 7° | | 9° | |



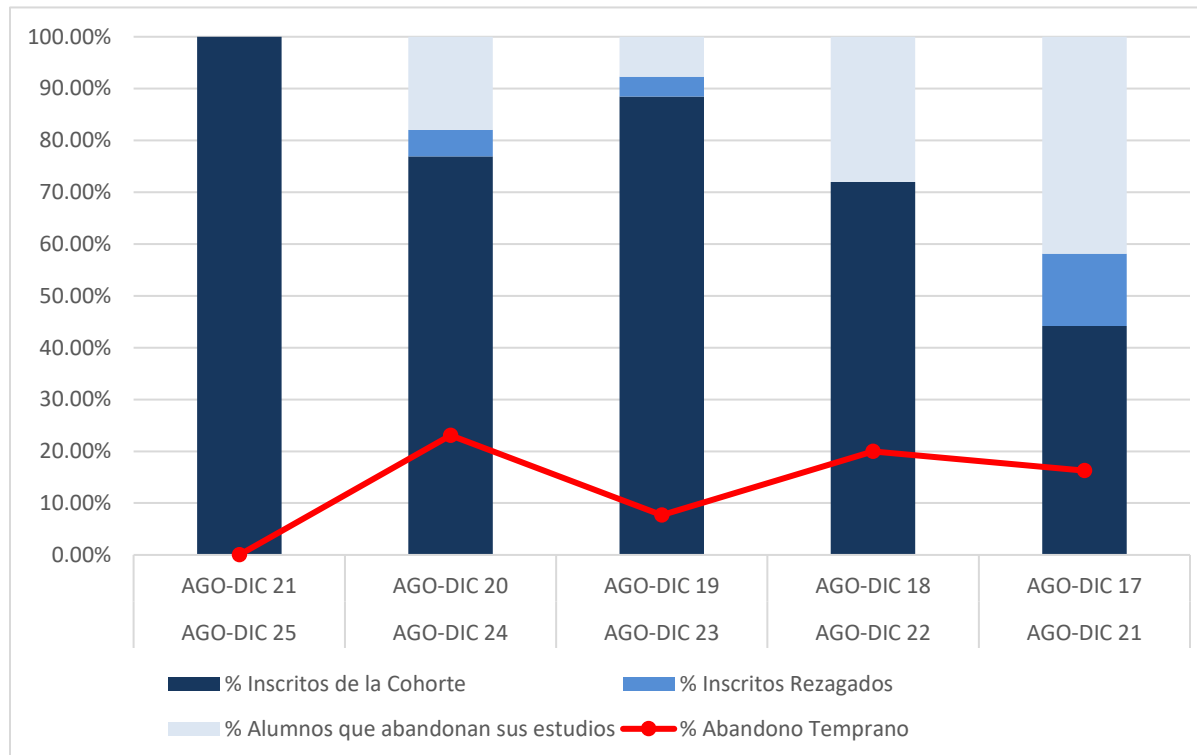
| INDICADOR | SEMESTRE DE INGRESO | | | | | | | | | |
|------------------------------------|---------------------|---------|------------|--------|------------|--------|------------|--------|------------|--------|
| | AGO-DIC 21 | | AGO-DIC 20 | | AGO-DIC 19 | | AGO-DIC 18 | | AGO-DIC 17 | |
| Inscritos de Nuevo Ingreso | 216 | | 238 | | 177 | | 167 | | 225 | |
| Inscritos de la Cohorte | 216 | 100.00% | 202 | 84.87% | 151 | 85.31% | 131 | 78.44% | 136 | 60.44% |
| Inscritos Rezagados | 0 | 0.00% | 3 | 1.26% | 4 | 2.26% | 5 | 2.99% | 17 | 7.56% |
| Alumnos que abandonan sus estudios | 0 | 0.00% | 33 | 13.87% | 22 | 12.43% | 31 | 18.56% | 72 | 32.00% |
| Abandono Temprano | No Disp. | -- | 36 | 15.13% | 15 | 8.47% | 20 | 11.98% | 37 | 16.44% |
| Semestre Actual | 1° | | 3° | | 5° | | 7° | | 9° | |



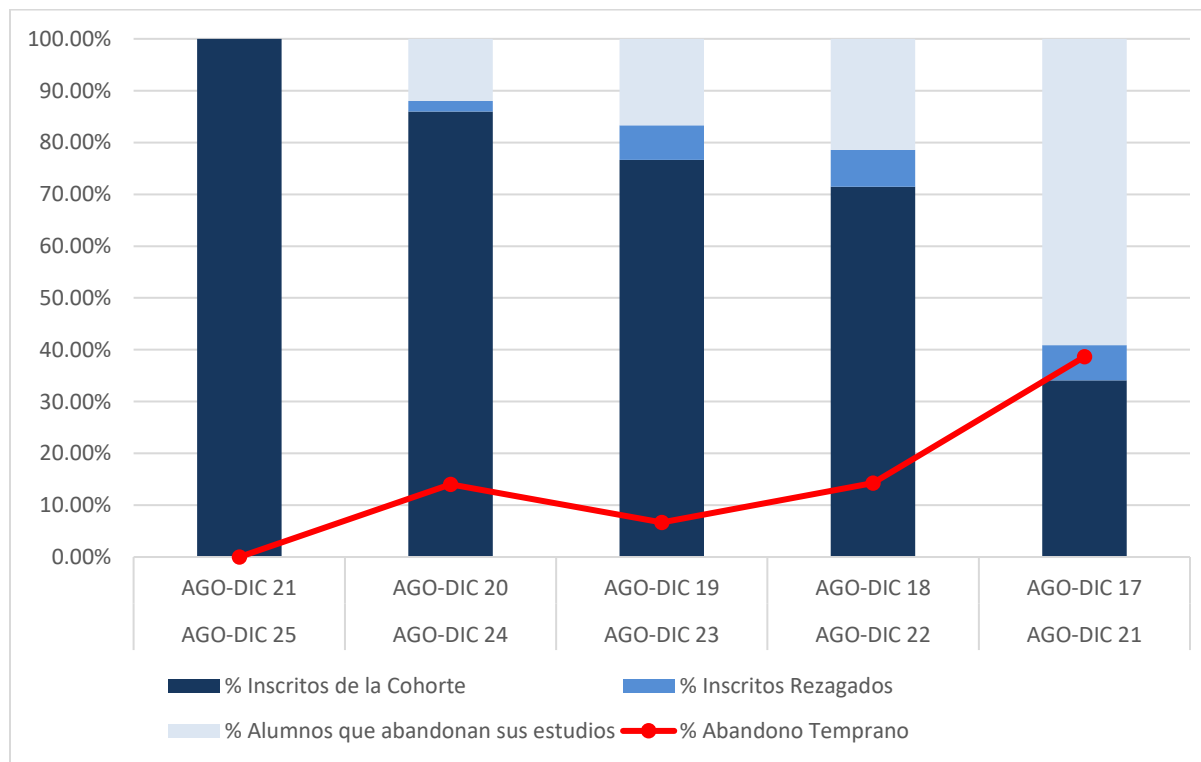
| INDICADOR | COHORTE GENERACIONAL | | | | | | | | | |
|------------------------------------|--------------------------|---------|--------------------------|--------|--------------------------|--------|--------------------------|--------|--------------------------|--------|
| | AGO-DIC 21 ENE-JUN 25 | | AGO-DIC 20 ENE-JUN 24 | | AGO-DIC 19 AGO-DIC 23 | | AGO-DIC 18 AGO-DIC 22 | | AGO-DIC 17 AGO-DIC 21 | |
| Inscritos de Nuevo Ingreso | 44 | | 49 | | 42 | | 43 | | 45 | |
| Inscritos de la Cohorte | 44 | 100.00% | 37 | 75.51% | 33 | 78.57% | 34 | 79.07% | 34 | 75.56% |
| Inscritos Rezagados | 0 | 0.00% | 0 | 0.00% | 0 | 0.00% | 0 | 0.00% | 3 | 6.67% |
| Alumnos que abandonan sus estudios | 0 | 0.00% | 12 | 24.49% | 9 | 21.43% | 9 | 20.93% | 8 | 17.78% |
| Abandono Temprano | No Disp. | -- | 12 | 24.49% | 6 | 14.29% | 5 | 11.63% | 7 | 15.56% |
| Semestre Actual | 1° | | 3° | | 5° | | 7° | | 9° | |



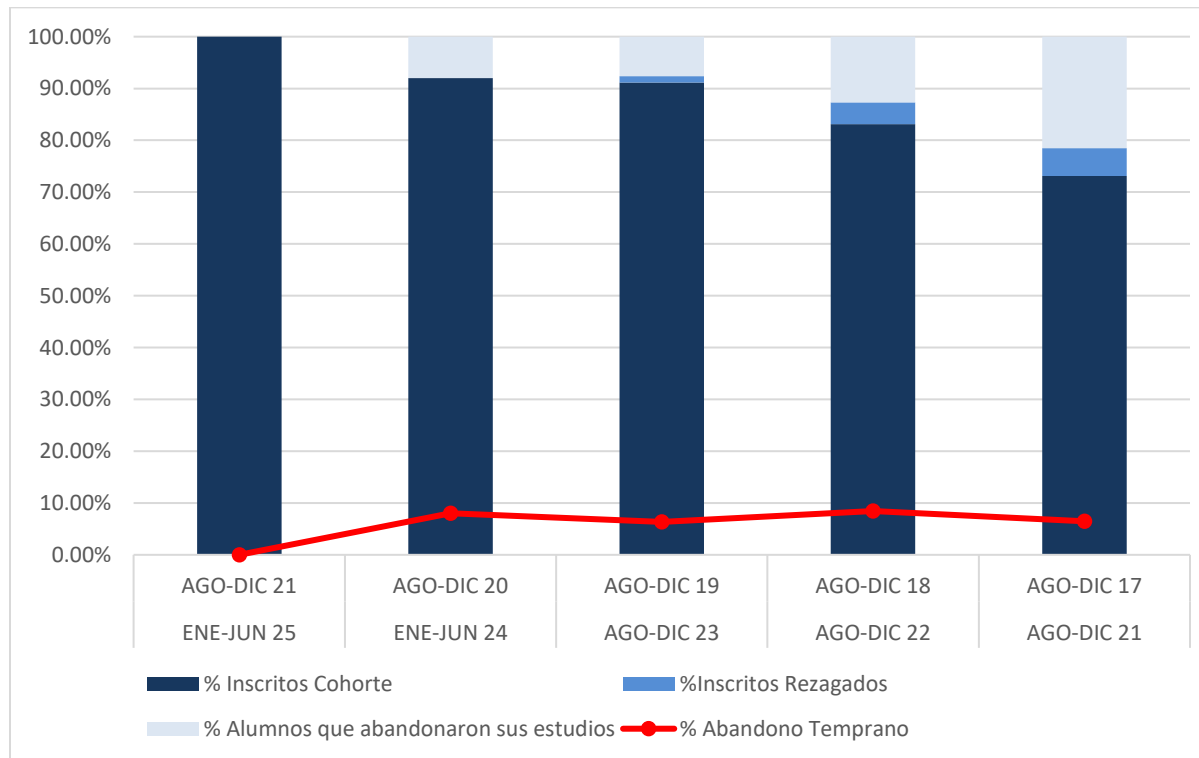
| INDICADOR | COHORTE GENERACIONAL | | | | | | | | | |
|------------------------------------|----------------------|---------|------------|--------|------------|--------|------------|--------|------------|--------|
| | AGO-DIC 21 | | AGO-DIC 20 | | AGO-DIC 19 | | AGO-DIC 18 | | AGO-DIC 17 | |
| | AGO-DIC 25 | | AGO-DIC 24 | | AGO-DIC 23 | | AGO-DIC 22 | | AGO-DIC 21 | |
| Inscritos de Nuevo Ingreso | 35 | | 39 | | 26 | | 25 | | 43 | |
| Inscritos de la Cohorte | 35 | 100.00% | 30 | 76.92% | 23 | 88.46% | 18 | 72.00% | 19 | 44.19% |
| Inscritos Rezagados | 0 | 0.00% | 2 | 5.13% | 1 | 3.85% | 0 | 0.00% | 6 | 13.95% |
| Alumnos que abandonan sus estudios | 0 | 0.00% | 7 | 17.95% | 2 | 7.69% | 7 | 28.00% | 18 | 41.86% |
| Abandono Temprano | No Disp. | -- | 9 | 23.08% | 2 | 7.69% | 5 | 20.00% | 7 | 16.28% |
| Semestre Actual | 1° | | 3° | | 5° | | 7° | | 9° | |



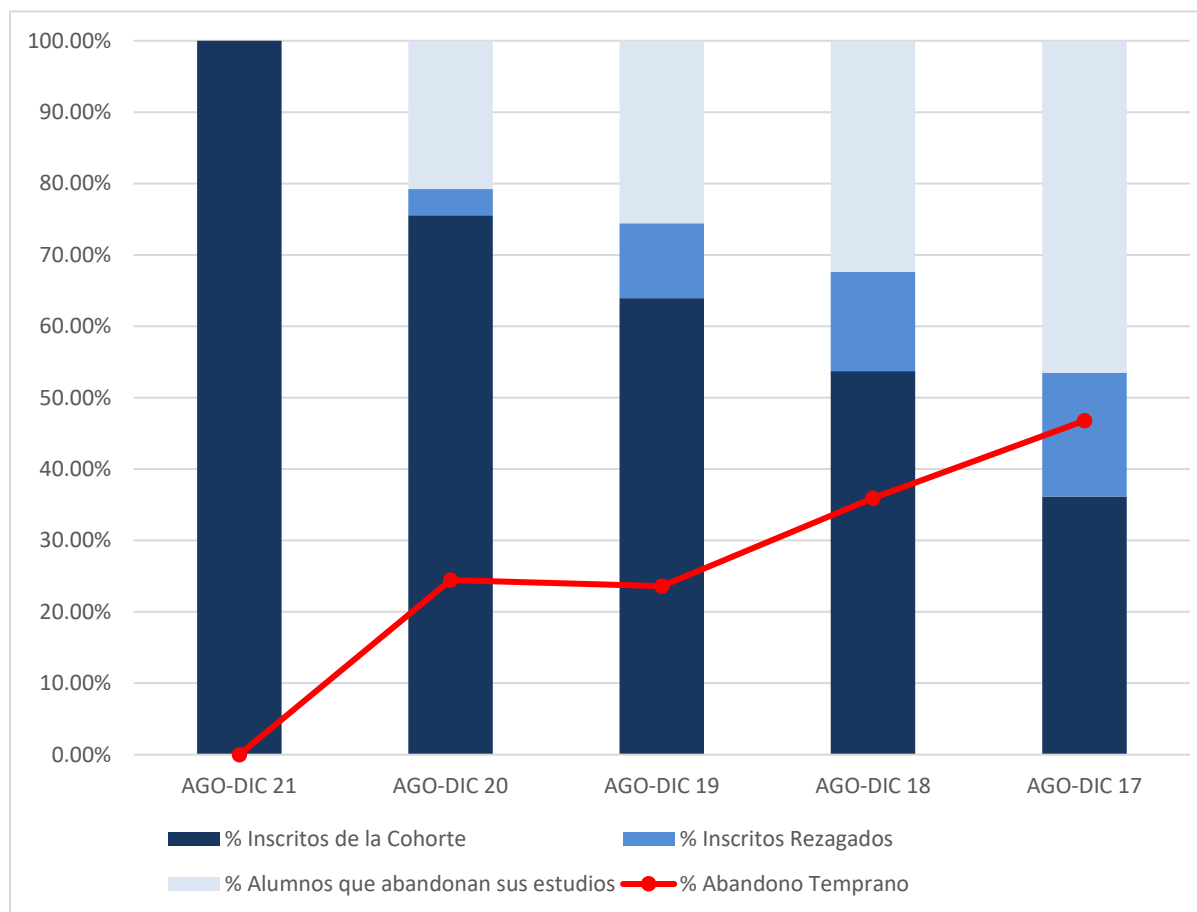
| INDICADOR | COHORTE GENERACIONAL | | | | | | | | | |
|------------------------------------|----------------------|------------|------------|------------|------------|------------|------------|------------|------------|------------|
| | AGO-DIC 21 | | AGO-DIC 20 | | AGO-DIC 19 | | AGO-DIC 18 | | AGO-DIC 17 | |
| | AGO-DIC 25 | AGO-DIC 24 | AGO-DIC 23 | AGO-DIC 22 | AGO-DIC 21 | AGO-DIC 20 | AGO-DIC 19 | AGO-DIC 18 | AGO-DIC 17 | AGO-DIC 16 |
| Inscritos de Nuevo Ingreso | 45 | | 50 | | 30 | | 28 | | 44 | |
| Inscritos de la Cohorte | 45 | 100.00% | 43 | 86.00% | 23 | 76.67% | 20 | 71.43% | 15 | 34.09% |
| Inscritos Rezagados | 0 | 0.00% | 1 | 2.00% | 2 | 6.67% | 2 | 7.14% | 3 | 6.82% |
| Alumnos que abandonan sus estudios | 0 | 0.00% | 6 | 12.00% | 5 | 16.67% | 6 | 21.43% | 26 | 59.09% |
| Abandono Temprano | No Disp. | -- | 7 | 14.00% | 2 | 6.67% | 4 | 14.29% | 17 | 38.64% |
| Semestre Actual | 1° | | 3° | | 5° | | 7° | | 9° | |



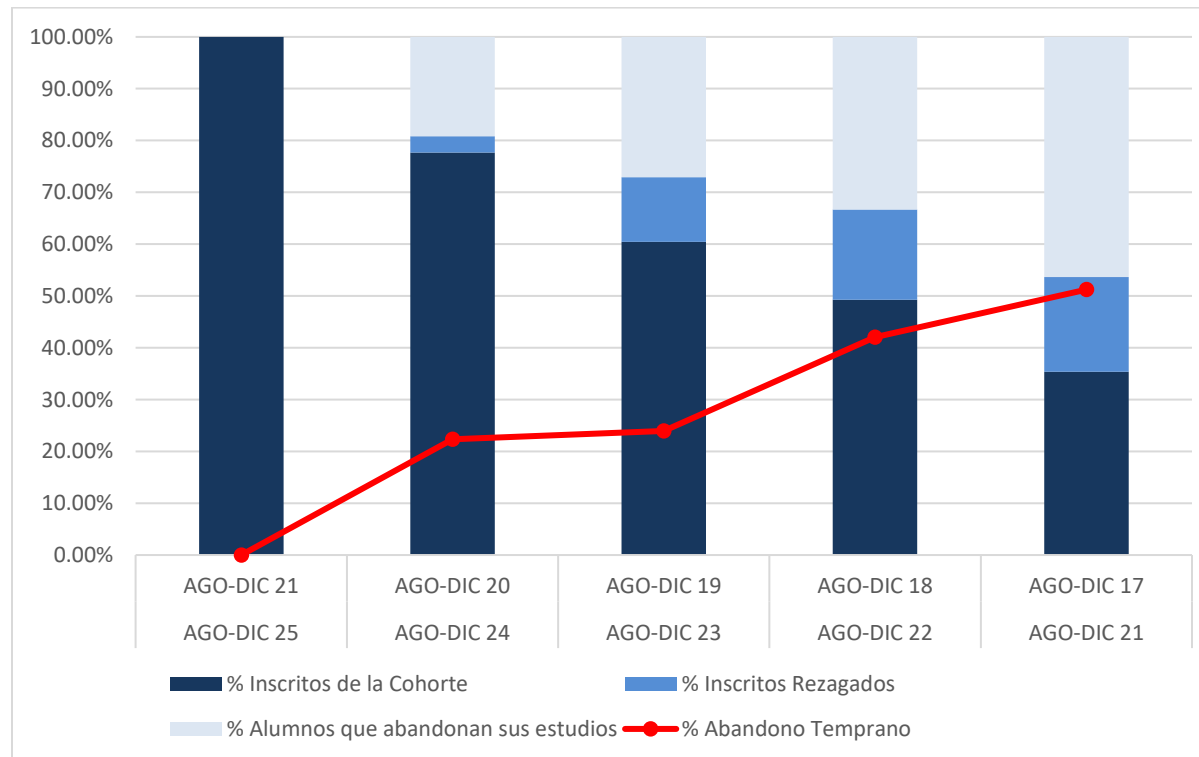
| INDICADOR | COHORTE GENERACIONAL | | | | | | | | | |
|--------------------------------------|----------------------|---------|------------|--------|------------|--------|------------|--------|------------|--------|
| | AGO-DIC 21 | | AGO-DIC 20 | | AGO-DIC 19 | | AGO-DIC 18 | | AGO-DIC 17 | |
| | ENE-JUN 25 | | ENE-JUN 24 | | AGO-DIC 23 | | AGO-DIC 22 | | AGO-DIC 21 | |
| Inscritos | 92 | | 100 | | 79 | | 71 | | 93 | |
| Reinscritos (Cohorte) | 92 | 100.00% | 92 | 92.00% | 72 | 91.14% | 59 | 83.10% | 68 | 73.12% |
| Reinscritos Rezagados (Cohorte) | 0 | 0.00% | 0 | 0.00% | 1 | 1.27% | 3 | 4.23% | 5 | 5.38% |
| Alumnos que abandonaron sus estudios | 0 | 0.00% | 8 | 8.00% | 6 | 7.59% | 9 | 12.68% | 20 | 21.51% |
| Abandono Temprano | No Disp. | -- | 8 | 8.00% | 5 | 6.33% | 6 | 8.45% | 6 | 6.45% |
| Semestre Actual | 1° | | 3° | | 5° | | 7° | | 9° | |



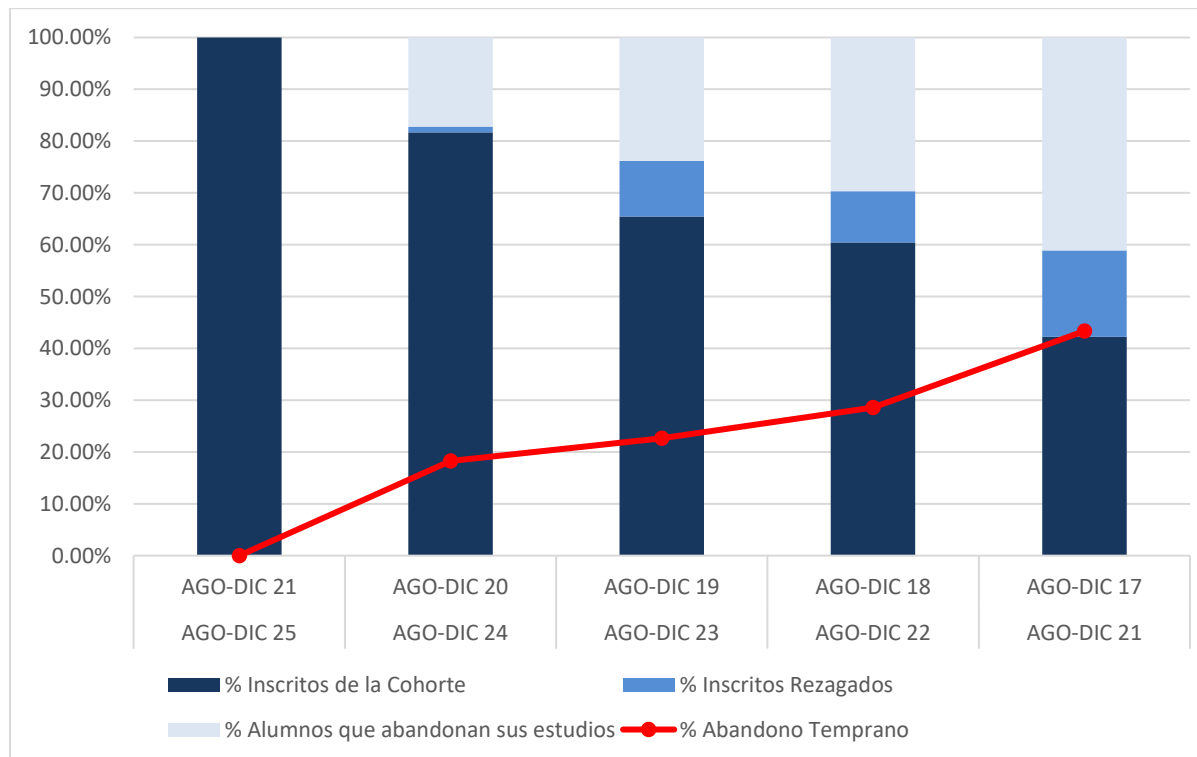
| INDICADOR | SEMESTRE DE INGRESO | | | | | | | | | |
|------------------------------------|---------------------|---------|------------|--------|------------|--------|------------|--------|------------|--------|
| | AGO-DIC 21 | | AGO-DIC 20 | | AGO-DIC 19 | | AGO-DIC 18 | | AGO-DIC 17 | |
| Inscritos de Nuevo Ingreso | 339 | | 356 | | 305 | | 309 | | 357 | |
| Inscritos de la Cohorte | 339 | 100.00% | 269 | 75.56% | 195 | 63.93% | 166 | 53.72% | 129 | 36.13% |
| Inscritos Rezagados | 0 | 0.00% | 13 | 3.65% | 32 | 10.49% | 43 | 13.92% | 62 | 17.37% |
| Alumnos que abandonan sus estudios | 0 | 0.00% | 74 | 20.79% | 78 | 25.57% | 100 | 32.36% | 166 | 46.50% |
| Abandono Temprano | No Disp. | -- | 87 | 24.44% | 72 | 23.61% | 111 | 35.92% | 167 | 46.78% |
| Semestre Actual | 1° | | 3° | | 5° | | 7° | | 9° | |



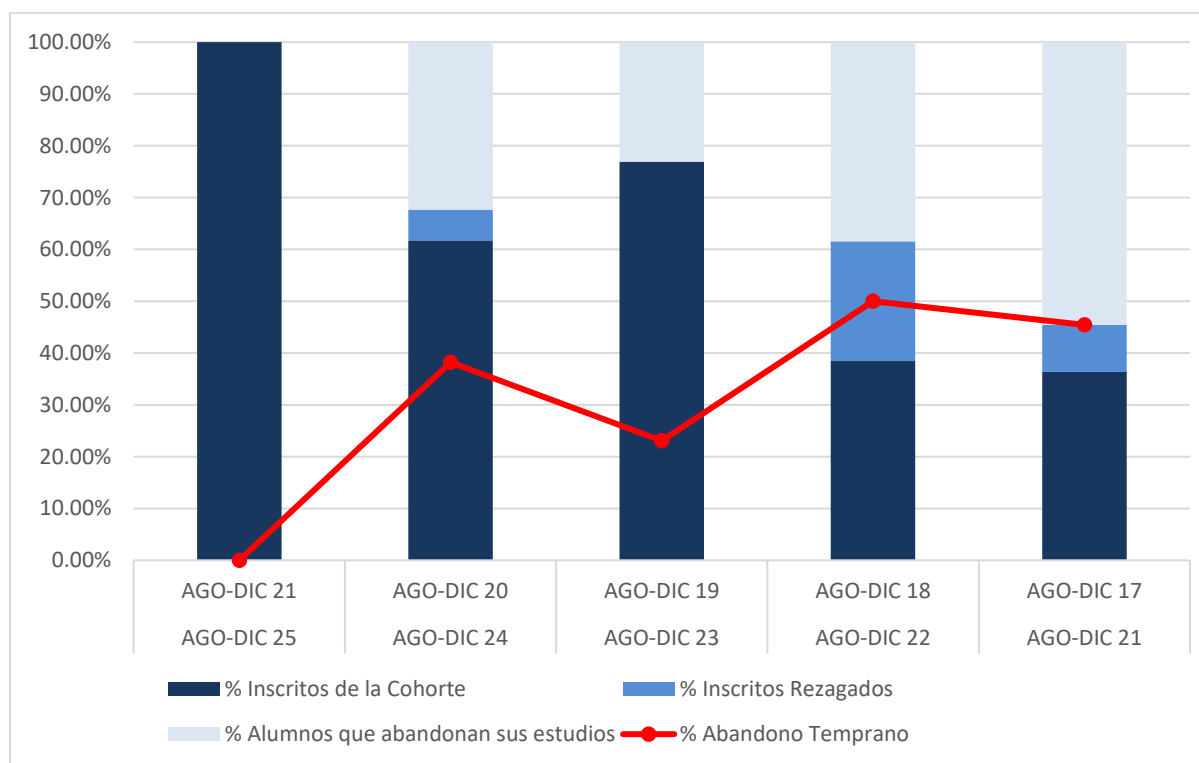
| INDICADOR | COHORTE GENERACIONAL | | | | | | | | | |
|------------------------------------|----------------------|---------|------------|--------|------------|--------|------------|--------|------------|--------|
| | AGO-DIC 21 | | AGO-DIC 20 | | AGO-DIC 19 | | AGO-DIC 18 | | AGO-DIC 17 | |
| | AGO-DIC 25 | | AGO-DIC 24 | | AGO-DIC 23 | | AGO-DIC 22 | | AGO-DIC 21 | |
| Inscritos de Nuevo Ingreso | 74 | | 94 | | 96 | | 69 | | 82 | |
| Inscritos de la Cohorte | 74 | 100.00% | 73 | 77.66% | 58 | 60.42% | 34 | 49.28% | 29 | 35.37% |
| Inscritos Rezagados | 0 | 0.00% | 3 | 3.19% | 12 | 12.50% | 12 | 17.39% | 15 | 18.29% |
| Alumnos que abandonan sus estudios | 0 | 0.00% | 18 | 19.15% | 26 | 27.08% | 23 | 33.33% | 38 | 46.34% |
| Abandono Temprano | No Disp. | -- | 21 | 22.34% | 23 | 23.96% | 29 | 42.03% | 42 | 51.22% |
| Semestre Actual | 1° | | 3° | | 5° | | 7° | | 9° | |



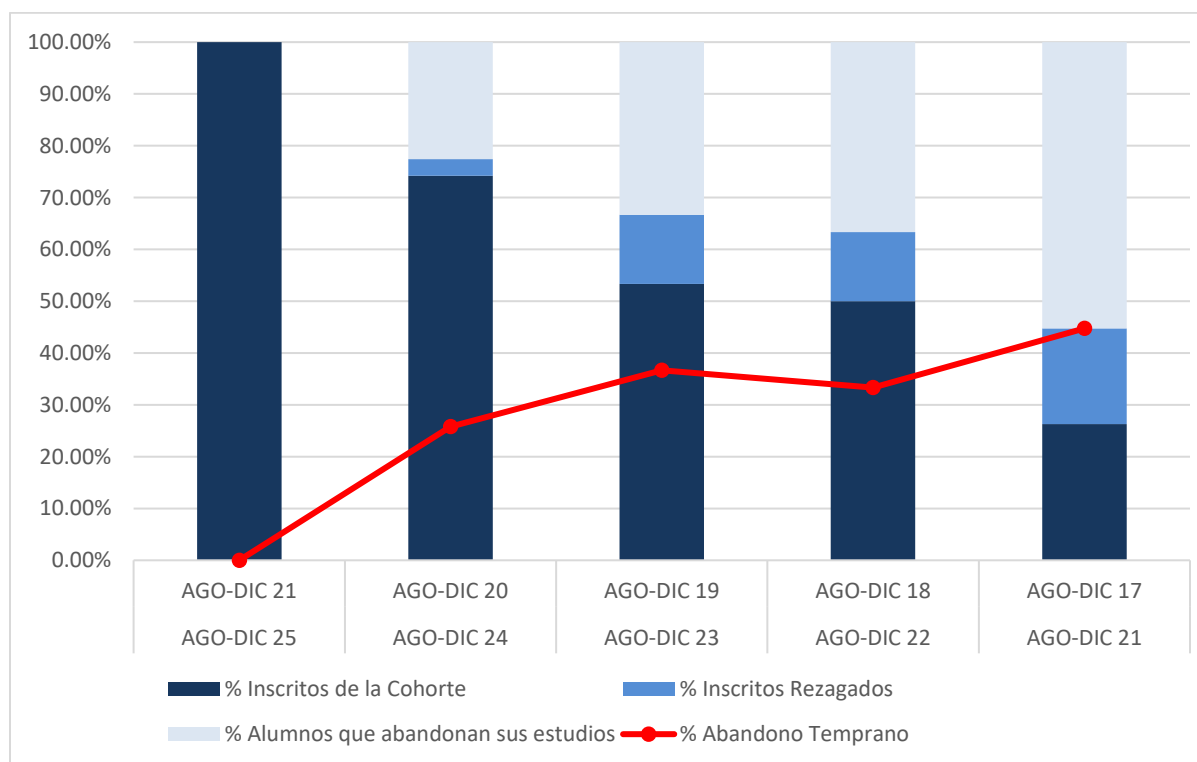
| INDICADOR | COHORTE GENERACIONAL | | | | | | | | | |
|------------------------------------|----------------------|------------|------------|------------|------------|------------|------------|------------|------------|--------|
| | AGO-DIC 21 | | AGO-DIC 20 | | AGO-DIC 19 | | AGO-DIC 18 | | AGO-DIC 17 | |
| | AGO-DIC 25 | AGO-DIC 24 | AGO-DIC 24 | AGO-DIC 23 | AGO-DIC 23 | AGO-DIC 22 | AGO-DIC 22 | AGO-DIC 21 | AGO-DIC 21 | |
| Inscritos de Nuevo Ingreso | 88 | | 93 | | 84 | | 91 | | 90 | |
| Inscritos de la Cohorte | 88 | 100.00% | 76 | 81.72% | 55 | 65.48% | 55 | 60.44% | 38 | 42.22% |
| Inscritos Rezagados | 0 | 0.00% | 1 | 1.08% | 9 | 10.71% | 9 | 9.89% | 15 | 16.67% |
| Alumnos que abandonan sus estudios | 0 | 0.00% | 16 | 17.20% | 20 | 23.81% | 27 | 29.67% | 37 | 41.11% |
| Abandono Temprano | No Disp. | -- | 17 | 18.28% | 19 | 22.62% | 26 | 28.57% | 39 | 43.33% |
| Semestre Actual | 1° | | 3° | | 5° | | 7° | | 9° | |



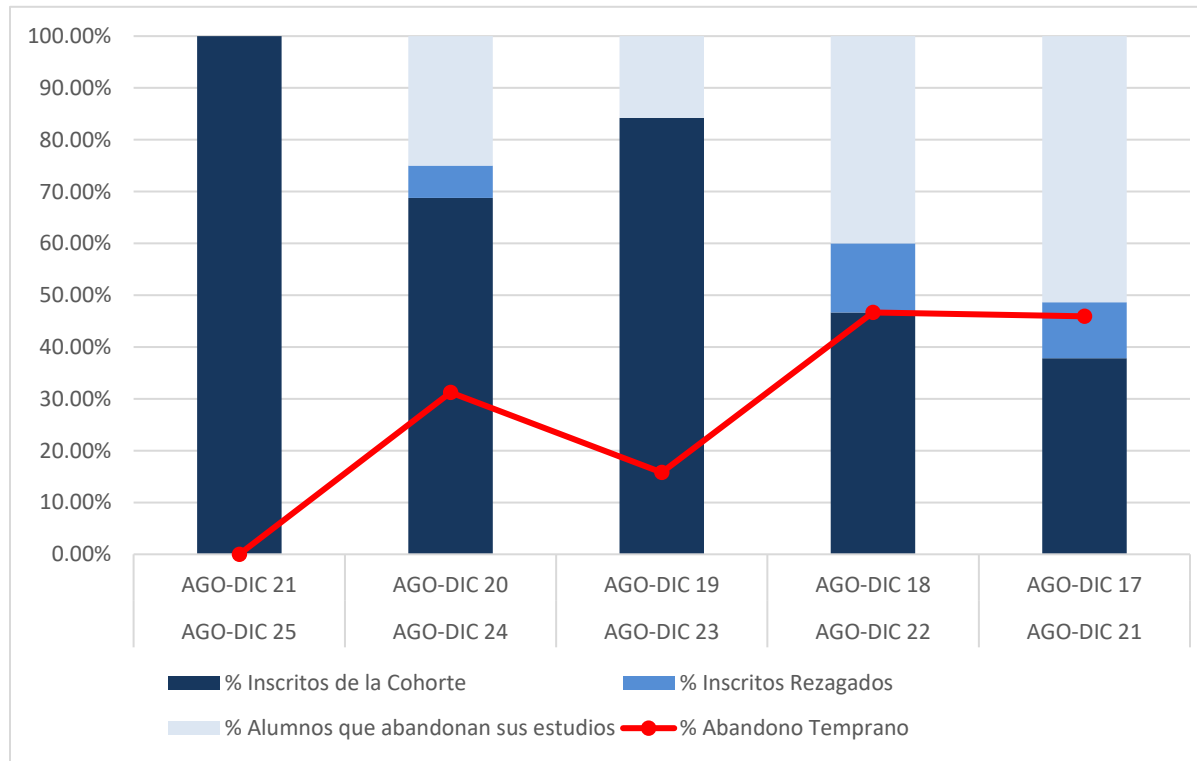
| INDICADOR | COHORTE GENERACIONAL | | | | | | | | | |
|------------------------------------|----------------------|------------|------------|------------|------------|------------|------------|------------|------------|------------|
| | AGO-DIC 21 | | AGO-DIC 20 | | AGO-DIC 19 | | AGO-DIC 18 | | AGO-DIC 17 | |
| | AGO-DIC 25 | AGO-DIC 24 | AGO-DIC 23 | AGO-DIC 22 | AGO-DIC 21 | AGO-DIC 20 | AGO-DIC 19 | AGO-DIC 18 | AGO-DIC 17 | AGO-DIC 16 |
| Inscritos de Nuevo Ingreso | 28 | | 34 | | 13 | | 26 | | 33 | |
| Inscritos de la Cohorte | 28 | 100.00% | 21 | 61.76% | 10 | 76.92% | 10 | 38.46% | 12 | 36.36% |
| Inscritos Rezagados | 0 | 0.00% | 2 | 5.88% | 0 | 0.00% | 6 | 23.08% | 3 | 9.09% |
| Alumnos que abandonan sus estudios | 0 | 0.00% | 11 | 32.35% | 3 | 23.08% | 10 | 38.46% | 18 | 54.55% |
| Abandono Temprano | No disp | -- | 13 | 38.24% | 3 | 23.08% | 13 | 50.00% | 15 | 45.45% |
| Semestre Actual | 1° | | 3° | | 5° | | 7° | | 9° | |



| INDICADOR | COHORTE GENERACIONAL | | | | | | | | | |
|------------------------------------|----------------------|------------|------------|------------|------------|------------|------------|------------|------------|------------|
| | AGO-DIC 21 | | AGO-DIC 20 | | AGO-DIC 19 | | AGO-DIC 18 | | AGO-DIC 17 | |
| | AGO-DIC 25 | AGO-DIC 24 | AGO-DIC 23 | AGO-DIC 22 | AGO-DIC 21 | AGO-DIC 20 | AGO-DIC 19 | AGO-DIC 18 | AGO-DIC 17 | AGO-DIC 16 |
| Inscritos de Nuevo Ingreso | 40 | | 31 | | 30 | | 30 | | 38 | |
| Inscritos de la Cohorte | 40 | 100.00% | 23 | 74.19% | 16 | 53.33% | 15 | 50.00% | 10 | 26.32% |
| Inscritos Rezagados | 0 | 0.00% | 1 | 3.23% | 4 | 13.33% | 4 | 13.33% | 7 | 18.42% |
| Alumnos que abandonan sus estudios | 0 | 0.00% | 7 | 22.58% | 10 | 33.33% | 11 | 36.67% | 21 | 55.26% |
| Abandono Temprano | No Disp. | -- | 8 | 25.81% | 11 | 36.67% | 10 | 33.33% | 17 | 44.74% |
| Semestre Actual | 1° | | 3° | | 5° | | 7° | | 9° | |



| INDICADOR | COHORTE GENERACIONAL | | | | | | | | | |
|------------------------------------|----------------------|---------|------------|--------|------------|--------|------------|--------|------------|--------|
| | AGO-DIC 21 | | AGO-DIC 20 | | AGO-DIC 19 | | AGO-DIC 18 | | AGO-DIC 17 | |
| | AGO-DIC 25 | | AGO-DIC 24 | | AGO-DIC 23 | | AGO-DIC 22 | | AGO-DIC 21 | |
| Inscritos de Nuevo Ingreso | 31 | | 32 | | 19 | | 30 | | 37 | |
| Inscritos de la Cohorte | 31 | 100.00% | 22 | 68.75% | 16 | 84.21% | 14 | 46.67% | 14 | 37.84% |
| Inscritos Rezagados | 0 | 0.00% | 2 | 6.25% | 0 | 0.00% | 4 | 13.33% | 4 | 10.81% |
| Alumnos que abandonan sus estudios | 0 | 0.00% | 8 | 25.00% | 3 | 15.79% | 12 | 40.00% | 19 | 51.35% |
| Abandono Temprano | No Disp. | -- | 10 | 31.25% | 3 | 15.79% | 14 | 46.67% | 17 | 45.95% |
| Semestre Actual | 1° | | 3° | | 5° | | 7° | | 9° | |



Centro de Ciencias de la Ingeniería
Ingeniería Robótica

| INDICADOR | COHORTE GENERACIONAL | | | | | | | | | |
|------------------------------------|----------------------|------------|------------|------------|------------|------------|------------|------------|------------|------------|
| | AGO-DIC 21 | | AGO-DIC 20 | | AGO-DIC 19 | | AGO-DIC 18 | | AGO-DIC 17 | |
| | AGO-DIC 25 | AGO-DIC 24 | AGO-DIC 23 | AGO-DIC 22 | AGO-DIC 21 | AGO-DIC 20 | AGO-DIC 19 | AGO-DIC 18 | AGO-DIC 17 | AGO-DIC 16 |
| Inscritos de Nuevo Ingreso | 78 | | 72 | | 63 | | 63 | | 77 | |
| Inscritos de la Cohorte | 78 | 100.00% | 54 | 75.00% | 40 | 63.49% | 38 | 60.32% | 26 | 33.77% |
| Inscritos Rezagados | 0 | 0.00% | 4 | 5.56% | 7 | 11.11% | 8 | 12.70% | 18 | 23.38% |
| Alumnos que abandonan sus estudios | 0 | 0.00% | 14 | 19.44% | 16 | 25.40% | 17 | 26.98% | 33 | 42.86% |
| Abandono Temprano | No Disp. | -- | 18 | 25.00% | 13 | 20.63% | 19 | 30.16% | 37 | 48.05% |
| Semestre Actual | 1° | | 3° | | 5° | | 7° | | 9° | |

